



“Full Stack Development using Python”

Prof. Amisha Naik¹, Kajal Gaikwad²

¹Faculty Computer Engineering Vidya Prasarini Sabha's Collage of Engineering and Technology, Lonavala

²Student Computer Engineering Vidya Prasarini Sabha's Collage of Engineering and Technology, Lonavala

ABSTRACT: Full Stack Python development refers to the process of building complete web applications using Python for the backend and modern web technologies for the frontend. This project focuses on designing and developing a dynamic, user-friendly, and database-driven web application using Python-based frameworks such as Django or Flask along with HTML, CSS, JavaScript, and Bootstrap for the frontend.

The backend is responsible for handling server-side logic, user authentication, data processing, and communication with the database, while the frontend provides an interactive and responsive interface for users. The application uses a relational database such as MySQL or SQLite to store and manage data efficiently.

Keywords: Full Stack Development, Web Development, Frontend Technologies, Backend Technologies, HTML, CSS, JavaScript, Server-Side Programming, Database Management, Software Development Lifecycle, Hands-on Learning, Application Development, Sumago Infotech Internship Training, Industry-Oriented Skills.

1. INTRODUCTION

In today's digital era, web applications play a vital role in almost every field such as education, business, healthcare, and communication. The demand for interactive, secure, and efficient web-based systems has increased significantly. Full Stack Python development provides a complete solution for building such applications by combining frontend and backend technologies into a single integrated system.

A full stack application consists of two major parts: the frontend and the backend. The frontend is the user-facing part of the application, developed using technologies such as HTML, CSS, JavaScript, and Bootstrap, which helps create an attractive and responsive interface. The backend is developed using Python frameworks such as Django or Flask, which manage the server-side logic, request handling, authentication, and communication with the database.

The purpose of this project is to develop a fully functional web application using Python full stack technologies. The system is designed to perform essential operations such as user registration, login authentication, data entry, storage, retrieval, and display of information. A database such as SQLite or MySQL is used to store data securely and efficiently.

This project helps in understanding the practical implementation of full stack development concepts and provides hands-on experience in designing real-world web applications. It also improves knowledge of database integration, server-side scripting, and user interface design

1.1 Literature Review

These research papers and studies discuss web application development, Python frameworks, and database-driven systems for creating efficient and scalable software solutions. Most of the existing approaches focus on theoretical concepts and framework features, while fewer studies emphasize practical real-time implementation of complete full stack applications.

1. **Web Development Using Django Framework** (Adrian Holovaty, Jacob Kaplan-Moss) The authors introduced Django as a high-level Python web framework that enables rapid development and clean, pragmatic design. It follows the Model-View-Template (MVT) architecture and provides built-in features such as authentication, URL routing, and database integration. The framework reduces development time and improves code maintainability for web applications.
2. **Full Stack Web Development with Python and JavaScript** (Miguel Grinberg) This study focuses on building modern full stack applications using Python for backend development and JavaScript technologies for frontend interaction. It highlights the integration of APIs, form validation, and dynamic data handling to improve user experience. The approach supports scalable and interactive web application development.
3. **Database-Driven Web Applications Using Python** (Mark Lutz) This paper explains the importance of integrating relational databases such as MySQL and SQLite with Python-based web frameworks. It emphasizes efficient data storage, retrieval, and management techniques for real-time applications. The study demonstrates how database connectivity enhances the functionality of web systems.
4. **Responsive User Interface Design for Web Applications** (Ethan Marcotte) The research focuses on creating responsive and user-friendly interfaces using HTML, CSS, Bootstrap, and JavaScript. It explains how responsive design ensures compatibility across devices such as desktops, tablets, and mobile phones. This improves accessibility and usability of web applications.

2. PROPOSED SYSTEM

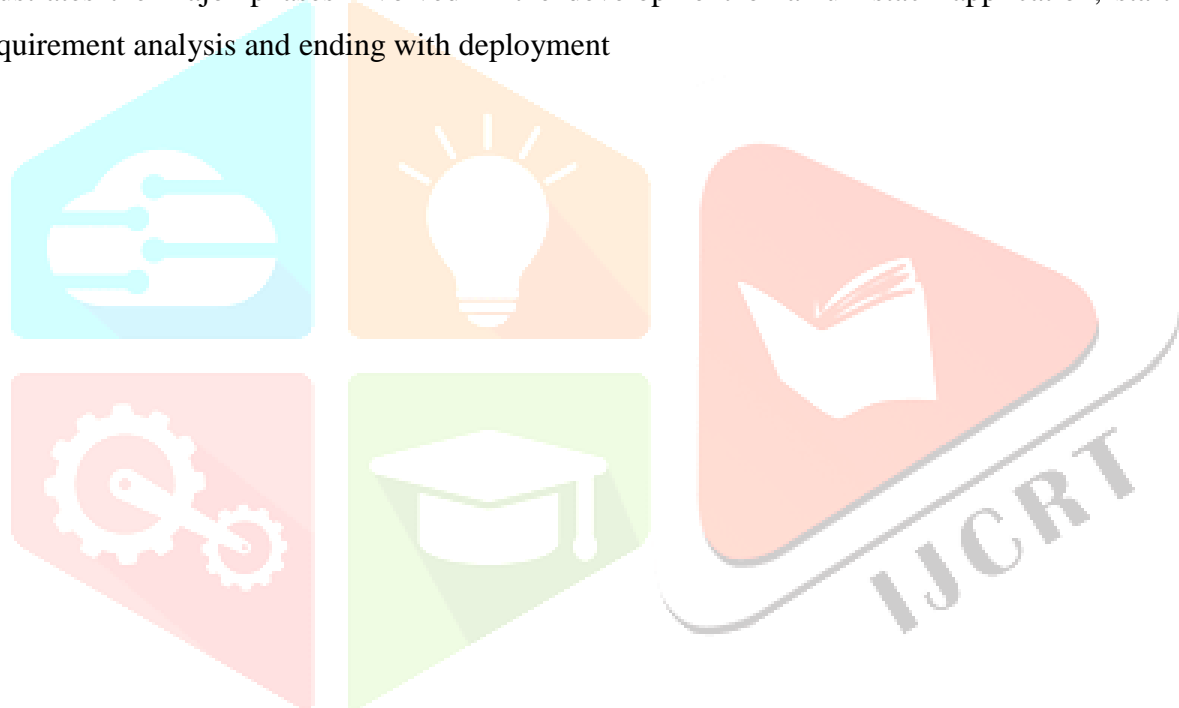
The proposed system is designed to provide an efficient, secure, and user-friendly web-based application using Full Stack Python technology. It integrates frontend, backend, and database modules to ensure smooth communication, real-time data processing, and secure information management. The system is evaluated based on performance, user accessibility, response time, data accuracy, and scalability.

User Module: This module handles user interaction with the system. It allows users to register and log in securely, submit data through forms, view processed results, update their profile or records


Blockchain Layer: The backend is developed using Python with Django/Flask framework. It is responsible for processing user requests , validating form data , performing calculations , generating results , managing user sessions and authentication This module ensures that all business logic is handled efficiently.

Authentication Server: The system provides secure user authentication to prevent unauthorized access. In our implementation during registration, user credentials are stored securely in the database,during login, entered credentials are verified with stored records,only authenticated users are granted access to the system dashboard This improves the security and privacy of user data.

Full Stack Development is the process of developing both the frontend (client-side) and backend (server-side) components of a web application. It involves several phases that help developers systematically design, develop, test, and deploy a web-based system. Each phase plays an important role in ensuring that the application works efficiently and meets user requirements. The diagram illustrates the major phases involved in the development of a full stack application, starting from requirement analysis and ending with deployment



Phases of Full Stack Development



Requirement Analysis

Understanding user needs and project requirements.



System Design

Planning the architecture and structure of the application.



Frontend Development

Building the user interface using HTML, CSS & Bootstrap.



Backend Development

Developing server-side logic using Python & Django.



Database Integration

Connecting the application to a database for data storage.



Testing

Checking and fixing bugs to ensure functionality.



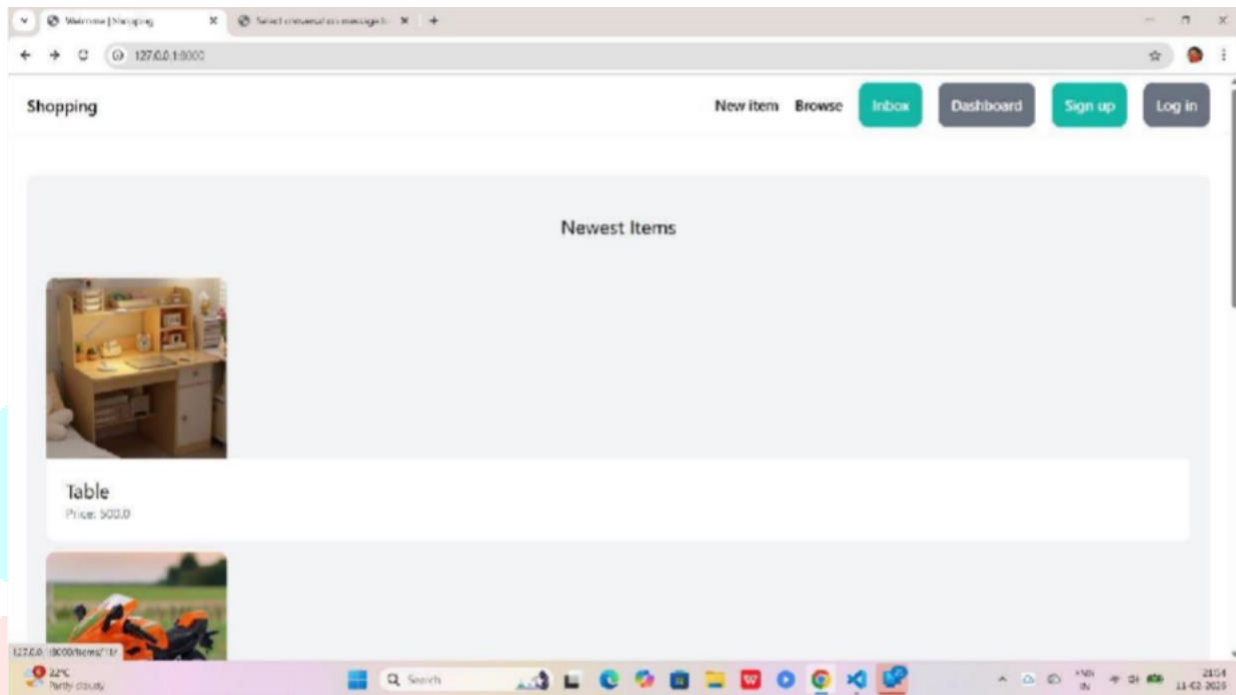
Deployment

Launching the application for users to access online.

3. IMPLEMENTATION AND RESULT

Project Display Implementation refers to the process of designing and developing the user interface and backend logic to display project data or items on a web application. In a full stack web application, this involves retrieving information from the database, processing it in the backend, and presenting it on the frontend interface for users.

In your shopping project, the project display implementation shows the newest items, product images, titles, and prices on the homepage so that users can easily browse available products.



1. Product Display Implementation

The frontend uses HTML templates to display the data received from the backend. Django template language is used to dynamically show items.

The webpage displays:

- Product image
- Product title
- Product price
- Product details link

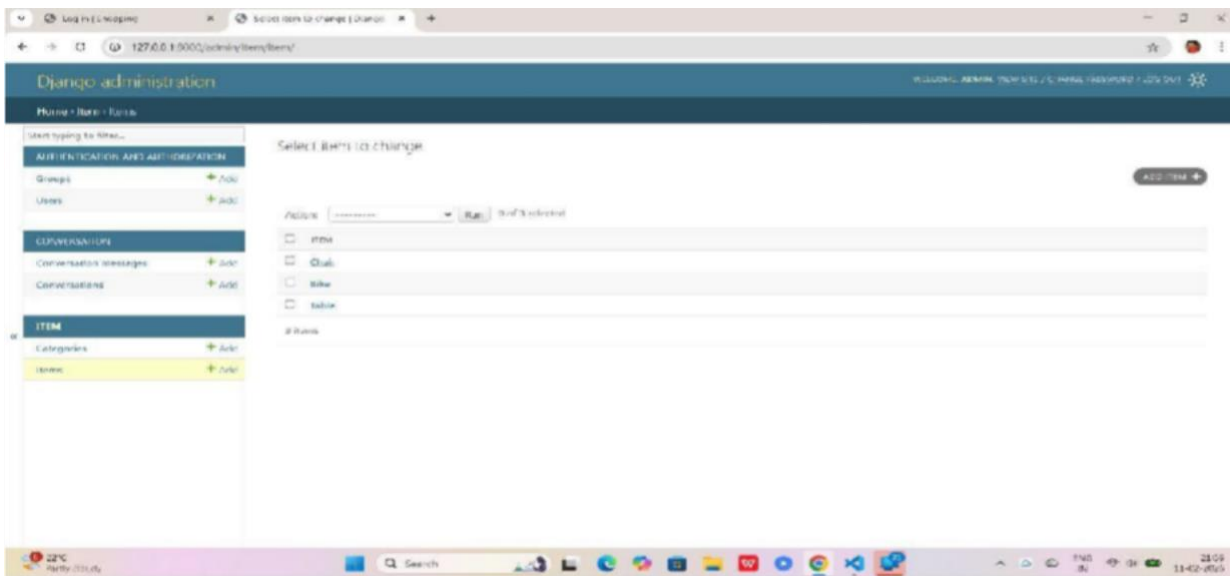
This allows users to easily view the available products.

2. Backend Integration

The Item section in the admin panel contains the list of items stored in the database. Each item represents a product that will later be displayed on the shopping website.

The admin can perform the following operations:

- Add Item: Insert a new product into the database
- Edit Item: Modify existing product information
- Delete Item: Remove unwanted records
- View Item List: Display all stored products.



3. Database Implementation

When an administrator adds or edits an item in the admin panel, the data is automatically saved in the database table associated with the Item model.

Typical item data stored includes:

- Item Name
- Description
- Price
- Image
- Category
- Created Date

4. Navigation and User Interaction

- New Item – Allows users to add a new product to the website.
- Browse – Displays available products for browsing.
- Inbox – Shows messages or communication related to item inquiries.
- Dashboard – Displays the user's personal items and activity.
- Sign Up – Allows new users to register on the website.
- Log In – Enables existing users to access their accounts.

5. Local Development and Testing

- The application runs on a local development server (127.0.0.1:8000).
- All features were tested for:
 - Correct data rendering
 - Smooth navigation
 - Responsiveness across screen sizes

5. CONCLUSION :

The Full Stack Development using python internship at Sumago Infotech proved to be a valuable and enriching learning experience. The internship provided practical exposure to modern web development technologies and enabled the application of theoretical knowledge in real-world scenarios. Through structured tasks and project-based learning, a clear understanding of both frontend and backend development was achieved.

During the internship period, various technologies such as HTML, CSS and Bootstrap were explored, which helped in developing responsive and interactive web applications. The internship also offered insight into the software development lifecycle, including requirement analysis, design, development, testing, and deployment. This comprehensive exposure strengthened technical skills and improved problem-solving abilities.

In addition to technical knowledge, the internship contributed significantly to professional development. Skills such as teamwork, time management, communication, and adherence to professional ethics were enhanced. Guidance and mentorship provided throughout the internship played an important role in building confidence and improving coding practices.

Overall, the internship successfully bridged the gap between academic learning and industry requirements. It laid a strong foundation for future career growth in the field of software development and increased readiness to face real-world challenges in the IT industry.

6. REFERENCES:

1. Python is a high-level programming language used for backend development in web applications. The official Python documentation provides detailed information about syntax, libraries, and programming concepts used in developing web applications. Available at: <https://www.python.org/doc/>
2. Django is a powerful Python web framework used to develop secure and scalable web applications. The Django documentation provides detailed guidance on models, views, templates, forms, and database integration used in the development of the online shopping website. Available at: <https://docs.djangoproject.com/>
3. MySQL is a relational database management system used to store and manage application data. It provides information about database creation, table structure, queries, and database management techniques used in the project. Available at: <https://dev.mysql.com/doc/>
4. W3Schools is an online learning platform that provides tutorials and examples for HTML, CSS, JavaScript, Python, and Django. It helped in understanding basic web development concepts during the project development process. Available at: <https://www.w3schools.com/>.
5. InterviewBit provides educational resources related to software development and full stack technologies. It explains the required skills, frameworks, and tools used in modern web application development. Available at: <https://www.interviewbit.com/blog/full-stack-developer-skills/>