



Innovative Rajput Painting On Dinning Range

¹Dr. Simerjeet Kaur, ²Ms. Disha Sharma & ³Miss. Priya Yadav

¹Assistant Professor, ²Research Scholar, ³Assistant Professor

¹ P.G. Department of Fashion Designing

¹ Kanya Maha Vidyalaya, Jalandhar, Punjab.

Abstract -Applying paint, pigment, colour, or another media to a solid surface is the process of painting. Although brushes are typically used to apply the medium to the base, other tools including knives, sponges, and airbrushes can also be utilized. The term "painting" in art refers to both the action and the outcome. Painting surfaces include walls, paper, canvas, wood, glass, lacquer, ceramics, leaf, copper, and concrete. Paintings can be representational and naturalistic, as well as types of painting photographic, abstract, narrative, expressive (as in expressionism and still life painting), symbolic (as in symbolist painting), or political in content.

In Indian art, Indian paintings have a very lengthy heritage and history. In the late 16th and early 17th centuries, in the royal realms of Rajasthan, Rajput art first appeared. Since the Mughals dominated nearly all of Rajasthan's princely states at the time, Mughal influence can be seen strongly in the majority of Indian Rajput painting schools. Rajput painting is a traditional art form that resembles woven fabric and is distinguished by its geometric designs and exquisite workmanship. The off-white cotton fabric is embroidered with woollen threads in shades of red and black. India's hand needlework has preserved numerous artistic traditions that could have otherwise vanished over time. The mat can absorb liquids, including water and spilled drinks, if it is made of cotton.

Table runners are typically used to extend the length of tablecloths by 6 to 12 inches, though they can occasionally be utilized with the same length. Using a table runner over the width of the table is an alternative application for it that is still quite effective. Each of the 15 Dining Table Range Designs is created in Adobe Photoshop before being placed on a table for aesthetic assessment. Printed in colour on A4-sized paper. Thirty respondent panels were asked to rank each of the five designs according to their preference. The top five designs were then chosen, and five distinct Rajput Painting Motif placements were made using hand painting. This process was repeated for each table runner, mat, and coaster. Brightly colored A4-sized prints are arranged on a table, and once more, participants were asked to score each design in order of preference. The price of the mats, runners, and coasters was added to the cost of

labour, supplies, and adornment. This resulted in the final cost of the dining table range. The selling price was then determined by adding a 25% profit margin to the cost price. The estimated cost of Dining Table Range, ranged Rs. 1,000 to 2,500.

IndexTerms - Rajput paintings, table runner, table mates, coasters.

I. INTRODUCTION

Rajput painting began in the Hindu courts of the region and is a style of painting that dates back to the Mughal Empire, roughly from the end of the 16th to the middle of the 19th century. Painting from Rajasthan and Pahari are the two main sub-styles that make up this genre. Rajput paintings are noted for their wide range of subjects, which include myths, legends, court life, nature, and romance. Rajput painting, which was traditional and romantic, and Mughal painting, which was contemporary and realistic, both had an influence on it. Rajput painting from Rajasthan is one of the most well-known artistic subgenres.

The fundamental characteristics of Rajput paintings emphasize the Rajput people's courage and bravery. But why do people know these artworks so well? The Rajput artwork features an enthralling fusion of elements derived from tradition and mythology. Depictions of both scenes from the lives of the gods and goddesses and scenes from ordinary life. Images from Rajput paintings are said to have originated in the sixteenth century, according to information on Rajput art.

These regions, which are in the foothills of the Himalayas, were once believed to be isolated and distant. . The 2010 Jaipur Art Summit was a five-day event that drew thousands of art enthusiasts from around the globe. The event was organised by the Government of India's Ministry of Culture and Communication in collaboration with the Rajasthan State Tourism Development Corporation. Rajasthani Rajput paintings are unquestionably quite well-known. All of them were royal pastimes. Rajasthani paintings were politically controversial and often mirrored the social values of their day. Paintings of the Haldighati battle between Maharana Pratap and the army of the Mughal Emperor Akbar exist. A number of rulers made arrangements with the Mughals, aided them in their wars, and eventually became their vassals.

However, the Rajput clientele' hired painters and architects did not adopt the Mughal aesthetic beyond its external expression. Even when painting portraits, a subject matter influenced by the Mughals, the Rajput artist demonstrated no enduring interest in the visual distinctiveness or specific psychological grip that was so distinctive a Mughal contribution to Indian art. Types were still present in figures.

Throughout the history of Indian painting, artists have literally taken up employment whenever and wherever they could, regardless of whether or not their clientele shared their religious ideas. One place where this attitude difference is most apparent is in the way that space is treated. A basic feeling of spatial depth, whether or not this perception is effective by European standards, characterizes the mature period of Mughal art. By creating a visual representation of empty space, where solid

Forms are thoughtfully positioned.

Aims and Objectives

- To study the origin of History of Rajput Painting of Rajasthan.
- To select most appropriate 10 motifs.
- To develop 10 design sheet for Dinning Range using Rajput Hand Painting.
- To select most appropriate 15 designs of Rajput Painting Motifs.
- To check Consumer Acceptability to developed Rajput Painting with Hand painting on Dinning Range.

Limitations

- This study done on college going girls with age group (18-25) Graduation and Post-Graduation Students in Jalandhar City.
- The study was limited to use of Rajput Painting.
- According to the researcher choice colours like- red, orange, blue, yellow, green was mostly used in Rajput Painting.
- In the study Human, King, Radha Krishna love motifs were used to create the story.

II. REVIEW OF LITERATURE

Pallawi Sinha (2023) – He was one of the first scholars to recognize the importance of Rajput painting. His first major work, Mediaeval Sinhalese Art (1908), expressed ideas upon which he would elaborate in other writings throughout his life.

JSTOR (2021) – A placemat or table mat is a covering or pad designating an individual place setting, unlike the larger tablecloth that covers the entire surface. Placemats are made from many different materials, depending on their purpose: to protect, decorate, entertain or advertise. Materials and production methods range from mass-produced and commercial, to local and traditional. Their primary function is to protect the dinner table from water marks, food stains or heat damage. They also serve as decoration, especially placemats made from lace or silk. In restaurants, they can be used to advertise menu items, specials, local businesses or games for children. If the mat is cotton, it can absorb water and other liquids, such as spilt drinks.

Kurt Behrendt (2016)- Stepped in the poetic traditions that were so popular from the seventeenth to the nineteenth century, the Indian ruling classes focused their patronage on paintings that emphasized themes of love and longing, especially when these concepts could be framed as the actions of the gods. This selection of paintings hints at the tastes and interests of the royal patrons from Rajasthan and the Punjab Hills, but it is just the tip of the iceberg. Over the course of nearly three centuries, a great many court styles, workshops, and individual artists thrived producing one of the great world painting traditions. The additional readings attached to this essay provide the reader a path into the rich and varied landscape of Indian painting.

Nitish Singh (2020) - The Rajput Paintings showcase the temple palaces, Havelis, inner chambers in the different forts. Different colours are used to paint, which are derived from different plants, minerals, stones, and even gold and silver. The dominance of the Chaurapanchasika group in the Rajasthani Rajput Paintings is the most observant and distinctive feature. Ramayana and Mahabharata are the greatest epics and one of the main themes in Rajasthani Paintings. Along with this, the landscapes, humanly figures, and even godly figures like that of Lord Krishna, are also depicted. Sometimes, portraits of the ruling family who often engaged in hunting activities were popular. Hindu Mythology was narrated in the Rajput Painting.

III.METHODOLOGY

The craft of India are diverse rich in history culture and religion. The cat of each state in Indiareflect the influence of different empires. Although has remained, only very sporadically explored. In the vastness of culture matrix sum of the elements are still remain untouched on most significant dents among this is craft. The part deals with description of the research puretechnique and tools used for data collection and analysis in the fight of defined objectives.

The word Rajput is derived from the Sanskrit word Raj-putra, which means the “son of the royal blood.

IV.RESULT AND DISCUSSION

4.1 Phase-1 Design Process

Table no. 4.1 showing the Evaluation of Dining Range designs. Fifteen designs were evaluated by Graduation and Post-Graduation Students. The result of these Designs is as follows:

Table No. 4.1: Evaluation of Dining Range Design

n-30

S.NO	GOD MOTIFS	RANK
1	DRM1	1
2	DRM2	4
3	DRM3	2
4	DRM4	5
5	DRM5	3

S.NO	WOMEN MOTIFS	RANK
1	DRM1	2
2	DRM2	1
3	DRM3	4
4	DRM4	3
5	DRM5	5

S.NO	KING MOTIFS	RANK
1	DRM1	1
2	DRM2	5
3	DRM3	2
4	DRM4	3
5	DRM5	4

BAR DIAGRAM SHOWING THE SCORES OF GOD MOTIFS OF DINING RANGE

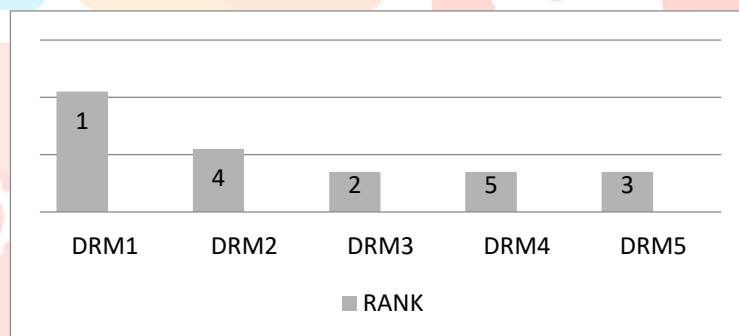


Figure No: 4.1- Bar Diagram Showing the Scores of God Motifs of Dining Range

Figure no. 4.1 showing the evaluation of Rajput Painting God Motifs for Dining Table Range Five designs were evaluated by Graduation students. The result of these designs are as follows:

The above Bar Diagram of Rajput Painting's God Motifs used for Dining Table Range carried out that the Motifs for Rajput Painting design no. **DRM1** got **1st Rank**, **DRM3** got **2nd Rank**, **DRM5** got **3rd Rank**, **DRM2** got **4th Rank**, **DRM4** got **5th Rank**. DRM1 were given the highest rank. Hence they were chosen for converting Motifs into Painting on Dining Table Range for Rajput Painting.


BAR DIAGRAM SHOWING THE SCORES OF WOMEN MOTIFS OF DINING RANGE**Figure No: 4.2- Bar Diagram Showing the Scores of Women Motifs of Dining Range**

Figure no. 4.2 showing the evaluation of Rajput Painting Women Motifs for Dining Table Range Five designs were evaluated by Graduation students. The result of these designs are as follows:

The above Bar Diagram of Rajput Painting's Women Motifs used for Dining Table Range carried out that the Motifs for Rajput Painting design no. **DRM2** got **1st Rank**, **DRM1** got **2nd Rank**, **DRM4** got **3rd Rank**, **DRM4** got **4th Rank**, **DRM5** got **5th Rank**.

DRM2 were given the highest rank. Hence they were chosen for converting Motifs into Painting on Dining Table Range for Rajput Painting.


BAR DIAGRAM SHOWING THE SCORES OF WOMEN MOTIFS OF DINING RANGE**Figure No: 4.3- Bar Diagram Showing the Scores of Women Motifs of Dining Range**

Figure no. 4.3 showing the evaluation of Rajput Painting King Motifs for Dining Table Range Five designs were evaluated by Graduation students. The result of these designs are as follows:

The above Bar Diagram of Rajput Painting's King Motifs used for Dining Table Range carried out that the Motifs for Rajput Painting design no. **DRM1** got **1st Rank**, **DRM3** got **2nd Rank**, **DRM4** got **3rd Rank**, **DRM5** got **4th Rank**, and **DRM2** got **5th Rank**.

DRM1 were given the highest rank. Hence they were chosen for converting Motifs into Painting on Dining Table Range for Rajput Painting.

S.NO.	TABLE RUNNER PLACEMENT	RANK
1	TRP1	3
2	TRP2	5
3	TRP3	4
4	TRP4	1
5	TRP5	2

In random sampling respondents select 10 designs.

- **TRP- Table Runner Placement**
- **TMP- Table Mats Placement**

BAR DIAGRAM SHOWING THE SCORES OF DINING RANGE TABLE RUNNER PLACEMENT-1

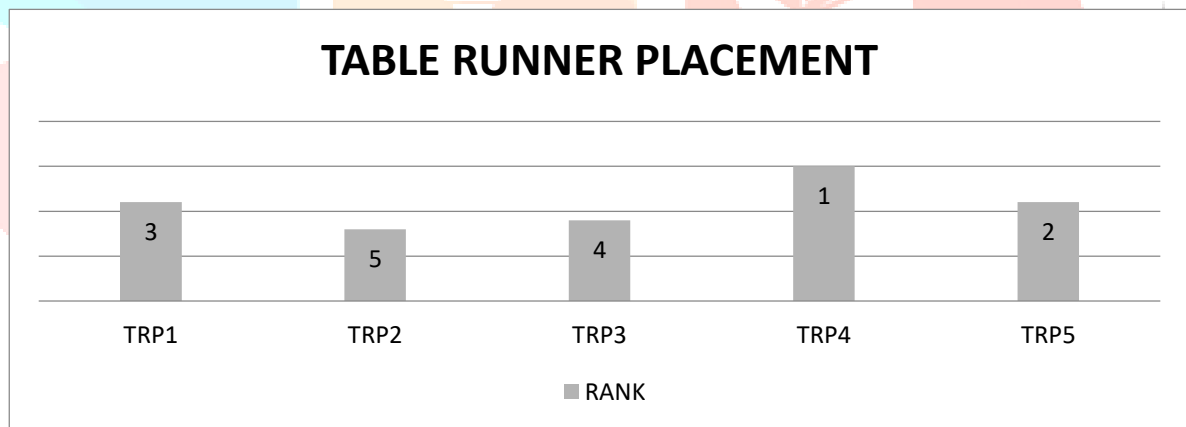


Figure No. 4.4 Bar Diagram Showing The Scores Of Dining Range Table Runner Placement

Figure no. 4.4 showing the evaluation of Rajput Painting God Motifs for Dining Table Range Five designs were evaluated by Graduation students. The result of these designs are as follows:

The above Bar Diagram of Rajput Painting's placement used for Dining Table Range carried out that the placement for Rajput Painting design no. **TMP4** got **1st Rank**, **TMP5** got **2nd Rank**, **TMP1** got **3rd Rank**, **TMP3** got **4th Rank**, and **TMP2** got **5th Rank**.

TMP4 were given the highest rank. Hence they were chosen for converting Motifs into Painting on Dining Table Range for Rajput Painting.

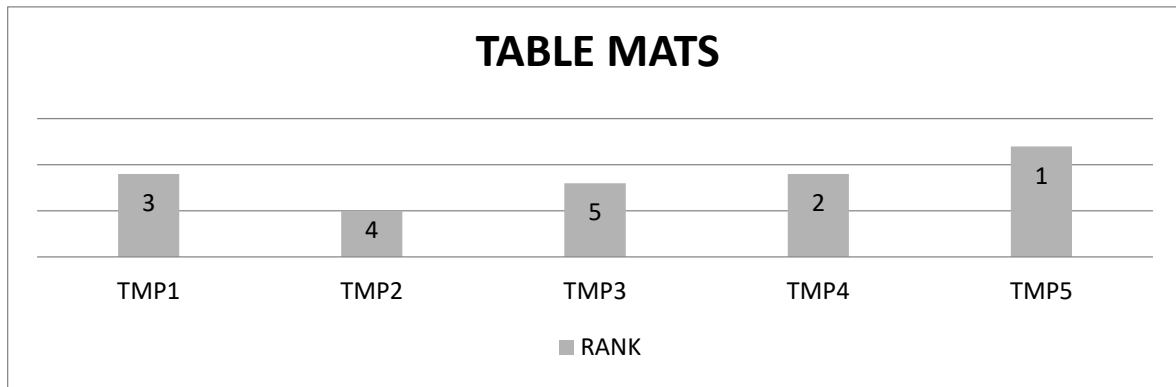


Figure No. 4.5 Bar Diagram Showing The Scores Of Dining Range Table Mats Placement-2

Figure no. 4.5 showing the evaluation of Rajput Painting placement for Dining Table Range mats, Five designs were evaluated by Graduation students. The result of these designs are as follows:

The above Bar Diagram of Rajput Painting's placement used for Dining Table Range carried out that the placement for Rajput Painting design no. **TMP5** got **1st Rank**, **TMP4** got **2nd Rank**, **TMP1** got **3rd Rank**, **TMP2** got **4th Rank**, and **TMP3** got **5th Rank**.

TMP5 were given the highest rank. Hence they were chosen for converting Motifs into Painting on Dining Table Range for Rajput Painting.

SELECTED MOTIFS OF RAJPUT PAINTING


MOTIF: 1


SELECTED GOD MOTIF




MOTIF: 2

SELECTED WOMEN MOTIF



MOTIF: 3**SELECTED KING MOTIF****SELECTED PLACEMENT OF TABLE RUNNER**

SELECTED PLACEMENT OF TABLE MATS



FINAL ARTICLE

DINING TABLE RUNNER





MATS



COASTER

COSTING: Costing The Cost of Innovative Rajput painting on dining table range were calculated by adding the price of fabric, Hand Painting, Embellishment Material. A Profit Margin of 25% was then added to cost price to calculate the selling Price. The Estimated Cost of dining table range ranged between Rs 1,000 to Rs 2,500. By Calculating means score of the Dining table range it was concluded that serial number to go highly marked acceptance in terms of uniqueness, Aesthetic Appeal, Finishing and overall Appearance of the product.

Table No.4.7: Cost of Innovative Rajput Motifs on Dinning Table Range with Hand Printing

Sr.No	Dining Table Range	Fabric Cost	Paint Colors	Fabric Paints Brushes	Cost Price	25% Profit	Sale Price= Cost Price Profit% Grand Total @ Rs
1	Dining Table Runner	375/-	400/-	30/-	805/-	200/-	1,005/-
2	Dining Table Mats	60@6= 360/-	480/-	30/-	870/-	215/-	1,085/-
3	Dining Table Coasters	30@6= 180/-	120/-	30/-	330/-	80/-	410/-
GRAND TOTAL							2,500/-

Acceptability of Constructed of Innovative Rajput Painting Motifs on Dining Table Range with Hand Painting for Consumer Acceptability

From all the information I gathered here, it's find out that girls of Jalandhar of about (18-25 Years), liked this a lot. By calculating means score of Dining table range, it was concluded that dining table range was highly accepted in the term of the material surface, Aesthetic Appeal, Finishing & overall appearance and material of the product. The 1st rank goes to Dining Table Mats, 2nd rank goes to Dining Table Runner and 3rd rank goes to Dining Table coasters.

- Cent per cent respondents asked that the all article price reasonable.
- 98 percent respondents interested in placing order of dining table range.
- One respondent are given suggestion that the color combination is good and material can also be changed.

V. CONCLUSION

As the research has demonstrated, that Rajasthan is a treasure trove of art forms that have passed down from one generation to another. On such art form is Rajasthani tribal Rajput Painting that have stood even thousands of years. I was taken innovative Rajput Painting on Dining Table Range for table decor and I choose to do Hand painting on thick cotton Fabric. Firstly I Just randomly selected Rajput Painting Designs. Secondly I designed 5 placements for dining table range design on Adobe Illustrator and then each design survey was conducted and interviewed with college going girls (Graduated and Post Graduated Students) with age limit 18-25 years and then a survey is conducted for the most preferred designs. After selection of designs placements of Rajput Painting Motifs were done and then again a survey is conducted for the most preferred designs for Hand Painting on Dining table range. Then from Painting of coasters, runner, mats we have got the final articles of Rajput Painting with Hand painting, which got more acceptability rather than other.

The cost of Dining Table Range was calculated by adding the price of cotton fabric, embellishment material, Hand Painting Tools and labor cost. A profit margin of 25% was then added the cost price to calculate the selling price. The estimated cost of Dining Table Range is ranged Rs 1,000 to Rs 2,500.

VI. REFERENCE

- Archer, W.G., Indian Paintings from the Punjab Hills, Vol.I Sotheby Parke Bernet Publications Limited, 34 New Bond Street, London W1A2AA (1973).
- Beach, Milo Cleve and (1992). Mughal and Rajput Painting, Cambridge University press, New York.
- Chaitanya, K, A History of Indian Painting: Pahari Traditions (1984)
- Chakraverty, A, Indian Miniature Painting, Lustre Press (1996)
- Coomaraswamy, Ananda K. (1999). Introduction to Indian Art, Munshiram Manoharlal, ISBN 81-215-0389-2, p.68-70
- Coomaraswamy, Ananda K. (2003)- History of Indian and Indonesian Art. Kessinger Publishing. p. 88. Retrieved 11 December 2011.
- Daljeet & Mathur, V.K., Fragrance in Colour, National Museum (2003)
- Guy, J., & Britschgi, J. (2011). Wonder of the Age Master Painters of India 1100-1900. Ahmedabad: Mapin.
- Havell, E. B. (1908). Indian sculpture and painting. John Murray, London.
- J Hand Surg Am (2015)- <https://doi.org/10.1016/j.jhsa.2014.10.045>
- Kumaraswami, A (1976). Rajput Painting, Motilal Banarsidass, Delhi.
- Milo Cleveland (2008) <https://www.cambridge.org/core/books/abs/mughal-and-rajput-painting/17001800-the-dominance-of-rajput-painting/B3536F51FB4C2D08A8844D9B3B9EC6AD>
- Molly Emma Aitken (2010). The Intelligence of Tradition in Rajput Court painting, Yale University press, London.
- Pathak, G, (Edited) Indian Art and Culture, ISBN 9789381839331, Avon Publications, New Delhi, 2010.
- Randhawa, M.S., & Galbraith, J.K., Indian Painting: The Scene, Themes and Legends, (1980)
- Shafic Sraaj, MD (2015)- <https://doi.org/10.1016/j.jhsa.2014.10.045>