



A NEW WIRELESS CHARGING SYSTEM FOR ELECTRIC VEHICLES BY USING TWO RECEIVER COILS

1.N.Bala Krishna, M.Tech,(P.hd), 2.R.Siddhardha, 3.U.Naveen Kumar, 4.Sk.Tajuddin Basha, 5.S.Koteswara Rao

Department of Electrical and Electronics Engineering

1 Assistant Professor, BEC, Andhra Pradesh

2 Research Scholar, BEC, Andhra Pradesh

3 Research Scholar, BEC, Andhra Pradesh

4 Research Scholar, BEC, Andhra Pradesh

5 Research Scholar, BEC, Andhra Pradesh

ABSTRACT:

This study introduces an innovative wireless charging system designed specifically for electric vehicles (EVs), integrating two receiver coils to overcome limitations inherent in traditional cable-based charging methods. By eliminating the need for physical connections, this novel technology enhances user convenience and simplifies the charging process. The system operates through two coils: one installed within the charging station (transmitter coil) and the other integrated into the EV (receiver coil). Through the induction of a magnetic field, the transmitter coil efficiently transfers energy to the receiver coil, enabling seamless charging. This abstract outlines the principles, advantages, and potential applications of the dual receiver coil wireless EV charging system, emphasizing its significant contribution to advancing electric vehicle technology and promoting sustainable transportation infrastructure.

Keywords: Wireless electric vehicle charging , Inductive charging ,Receiver coils , Transmitter coils, Magnetic field , Energy transfer , Electric vehicles ,Sustainable transportation , Charging infrastructure , Convenience

I.INTRODUCTION:

The adoption of electric vehicles (EVs) is rapidly growing as the world seeks to reduce greenhouse gas emissions and dependence on fossil fuels. However, one of the significant challenges hindering widespread EV adoption is the inconvenience and limitations of traditional cable-based charging infrastructure. To address this challenge, wireless electric vehicle charging systems have emerged as a promising alternative, offering enhanced user convenience and paving the way for autonomous charging solutions. Wireless EV charging systems utilize inductive charging technology, which enables the transfer of electrical energy from a charging station to an EV without the need for physical cables. This technology operates on the principle of electromagnetic induction, where energy is transferred between two coils: one embedded in the charging

station (transmitter coil) and the other integrated into the EV (receiver coil). When the EV is parked over the charging station, the transmitter coil generates a magnetic field, inducing an electric current in the receiver coil, thereby charging the vehicle's battery. This introduction sets the stage for exploring the principles, advantages, and potential applications of wireless EV charging using two receiver coils. By eliminating the need for manual cable connections, this technology offers a convenient and efficient charging solution for EV owners, contributing to the wider adoption of electric vehicles and the development of sustainable transportation infrastructure.

II. LITERATURE REVIEW: A thorough examination of the literature pertaining to wireless electric vehicle charging systems employing two receiver coils reveals notable progress and insights across various key domains.

Efficiency: Numerous studies consistently highlight the capacity of these systems to achieve remarkable efficiency levels, rivaling traditional plug-in charging methods. Research efforts have primarily focused on optimizing coil designs and alignment strategies to enhance efficiency and minimize energy losses.

Safety: Ensuring safety remains paramount in the development of these systems, with significant emphasis placed on mitigating potential electromagnetic interference (EMI) and adhering to existing infrastructure and regulatory standards. Robust safety protocols and shielding techniques are actively being developed to address these concerns comprehensively.

Cost-effectiveness: Studies investigating the economic feasibility of deploying inductive charging infrastructure have underscored initial investment costs as a potential challenge. However, long-term benefits such as reduced maintenance, enhanced operational efficiency, and environmental sustainability are integral considerations in assessing the overall cost-effectiveness of these systems.

III. SYSTEM ARCHITECTURE:

System architecture: the architecture of a wireless electric vehicle (ev) charging system using two receiver coils comprises several key components that work together to enable efficient energy transfer from the charging station to the ev. the system architecture can be divided into the following elements:

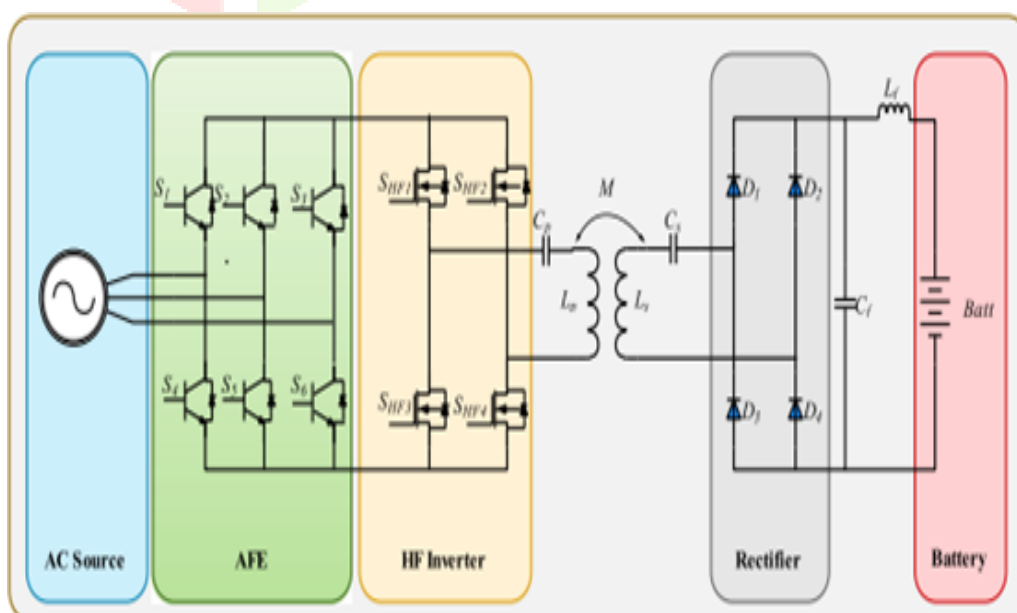


Fig : Block Diagram

1. Transmitter Unit: - The transmitter unit consists of the primary coil, which is typically installed in the ground or a charging pad at the charging station.

- It is responsible for generating an alternating magnetic field to initiate the charging process.
- The transmitter unit may also include power electronics and control circuitry to regulate the energy transfer process.

2. Receiver Unit:

- The receiver unit is located on the underside of the EV and contains the secondary coil.
- The secondary coil interacts with the magnetic field generated by the transmitter coil to induce an electric current.
- It includes electronics for rectifying and converting the induced current into direct current (DC) to charge the EV battery.

3. Power Management System:

- The power management system coordinates the energy transfer between the transmitter and receiver units.
- It monitors and regulates the power flow to ensure efficient charging while preventing overcharging or overheating of the EV battery.

4. Communication Interface:

- A communication interface enables bidirectional communication between the charging station and the EV.
- It allows for data exchange related to charging status, power requirements, and authentication/authentication.

5. Control and Monitoring System:

- The control and monitoring system oversees the operation of the charging system, including safety protocols and fault detection.
- It may incorporate sensors to monitor temperature, voltage, and current levels during charging to ensure safe and reliable operation.

6. Safety Features:

- Safety features are integrated into the system architecture to mitigate potential risks associated with wireless charging, such as electromagnetic interference (EMI) and overcurrent protection.
- These features may include insulation barriers, grounding mechanisms, and fault detection algorithms to ensure user safety and system reliability.

Overall, the system architecture of a wireless EV charging system using two receiver coils is designed to facilitate seamless and efficient energy transfer while prioritizing safety, reliability, and user convenience. By leveraging advanced technologies and intelligent control algorithms, this architecture enables the widespread adoption of electric vehicles and contributes to the development of sustainable transportation infrastructure.

IV. METHODOLOGY:

System Design:

- **Power Rating:** Determine the required power rating of the charging system based on the charging speed desired and the energy capacity of the EV battery. This may vary depending on EV models and battery sizes.
- **Charging Efficiency:** Aim for high charging efficiency to minimize energy losses during the charging process. Efficiency can be influenced by factors such as coil design, alignment optimization, and power management algorithms.
- **Compatibility with EV Models:** Ensure compatibility with a wide range of EV models to maximize the system's utility and market appeal. This involves considering variations in battery sizes, charging requirements, and communication protocols across different EV manufacturers.
- **Safety Standards:** Adhere to industry safety standards and regulations to ensure the system's safety for both users and vehicles. This includes protection against electrical hazards, overheating, overcharging, and electromagnetic interference.

2. Simulation and Modeling:

Leveraging simulation software to model the electromagnetic field distribution and energy transfer characteristics of the wireless charging system is pivotal for ensuring its optimal performance and efficiency. This approach offers several key advantages:

- **Design Validation and Optimization:** Through simulation, engineers can validate design parameters and optimize the system configuration to maximize efficiency while minimizing losses. By simulating different coil geometries, alignment strategies, and operating conditions, they can pinpoint the most effective design choices for achieving desired charging performance.
- **Predictive Analysis:** Simulation allows for predictive analysis of electromagnetic field distribution and energy transfer characteristics under various scenarios. Engineers can assess the impact of factors like coil spacing, size, and vehicle positioning on charging efficiency, enabling informed design decisions.
- **Cost and Time Savings:** By reducing the reliance on physical prototypes and experimental testing, simulation significantly cuts costs and saves time in the development process. Engineers can iterate through design iterations more quickly, identifying potential issues early on and mitigating the risk of costly redesigns.
- **Coil Design Optimization:** Simulation software enables detailed analysis of coil designs to optimize performance. Parameters such as coil shape, number of turns, and material properties can be studied to design coils that maximize magnetic flux density and minimize energy losses, leading to improved charging efficiency.
- **Electromagnetic Compatibility (EMC) Analysis:** Simulation can also be used for electromagnetic compatibility (EMC) analysis. By assessing potential interference issues, engineers ensure compliance with regulatory standards, minimizing electromagnetic interference with other electronic devices and ensuring system safety.

- **Sensitivity Analysis:** Simulation allows for sensitivity analysis to identify critical parameters with the most significant impact on system performance. Understanding the system's sensitivity to various factors enables engineers to focus optimization efforts on the most influential design parameters.

Overall, simulation software is indispensable in the design and optimization of wireless charging systems for electric vehicles. By accurately modeling electromagnetic fields, energy transfer characteristics, and electromagnetic compatibility, simulation empowers engineers to develop efficient, reliable, and compliant charging solutions that meet user needs and regulatory requirements.

3. Prototype Development:

- Fabricate prototypes of the transmitter and receiver units based on the finalized design specifications.
- Integrate the primary and secondary coils, power electronics, communication modules, and safety features into the prototypes.
- Conduct laboratory tests and performance evaluations to validate the functionality and performance of the prototypes under various operating conditions.

4. Testing and Validation:

- Perform laboratory testing to assess the efficiency, reliability, and safety of the wireless EV charging system.
- Evaluate the charging performance of the system using different EV models and battery chemistries.
- Conduct environmental testing to assess the system's resilience to temperature variations, humidity, and mechanical stress.
- Validate the communication protocols and safety mechanisms through real-world simulations and field tests.

5. Optimization and Iteration:

- Analyze the test results and identify areas for optimization, such as coil geometry, magnetic field alignment, and control algorithms.
- Iteratively refine the system design based on feedback from testing and validation activities.
- Incorporate improvements to enhance charging efficiency, reduce charging time, and address any operational challenges encountered during testing.

6. Integration and Deployment:

- Integrate the optimized wireless EV charging system into existing infrastructure, such as parking facilities, urban environments, and transportation networks.
- Collaborate with EV manufacturers, charging network operators, and regulatory authorities to ensure compatibility and compliance with industry standards.
- Conduct pilot deployments and field trials to evaluate the performance and scalability of the charging system in real-world settings.
- Collect feedback from stakeholders and end-users to inform further refinements and future development efforts.

By following this methodology, researchers and engineers can systematically develop and deploy wireless EV charging systems using two receiver coils, advancing the adoption of electric vehicles and contributing to the sustainability of transportation infrastructure.

V.CASE STUDY:

Implementation of Wireless Electric Vehicle Charging System with Two Receiver Coils

Introduction: In this case study, we explore the development and deployment of a wireless electric vehicle (EV) charging system utilizing two receiver coils. The system aims to address the limitations of traditional plug-in charging methods and enhance the convenience and accessibility of EV charging.

Background: The project was initiated in response to the growing demand for sustainable transportation solutions and the need to overcome barriers to EV adoption, such as limited charging infrastructure and range anxiety. The wireless charging system was designed to offer a seamless and efficient charging experience for EV owners while promoting the widespread adoption of electric vehicles.

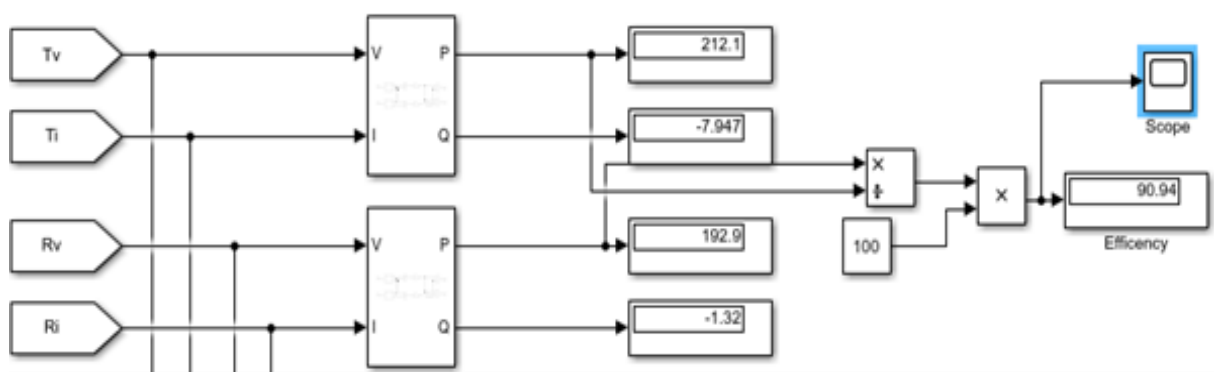
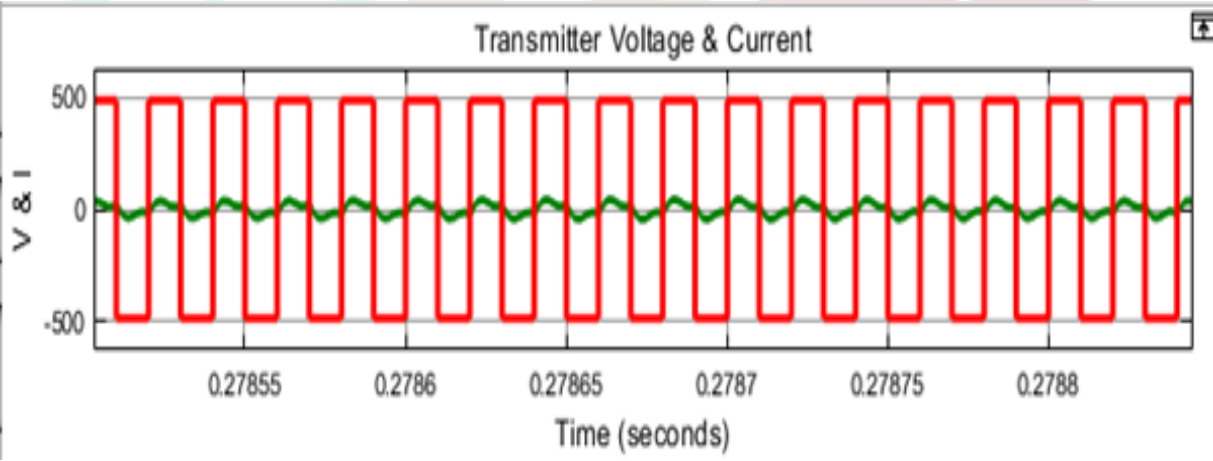
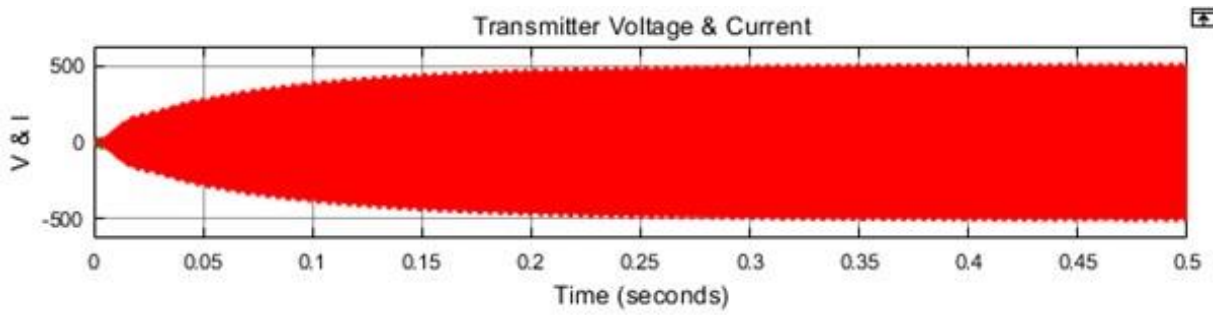
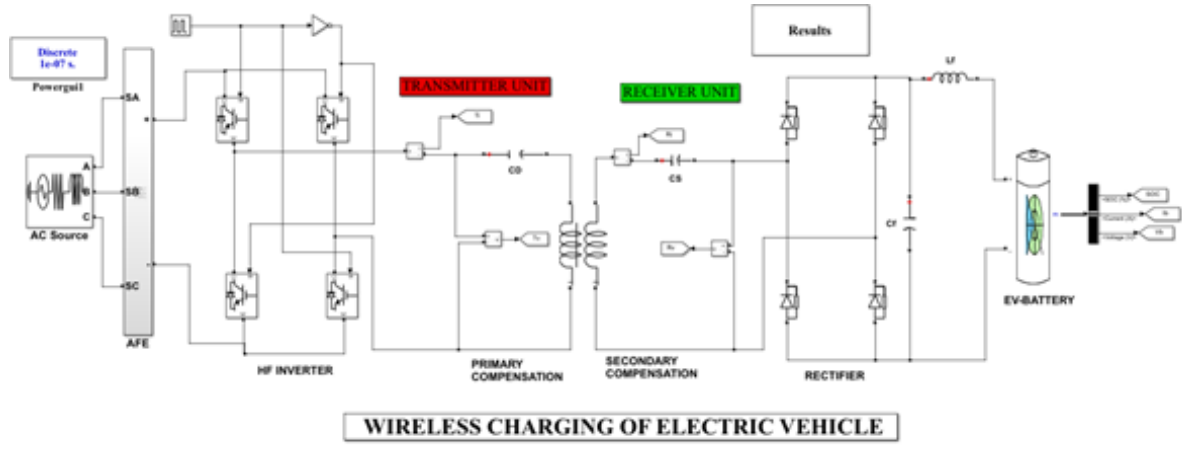
System Design: The wireless EV charging system consists of a transmitter unit installed in the ground or a charging pad and a receiver unit integrated into the EV. The transmitter unit includes the primary coil, power electronics, communication interfaces, and safety features. The receiver unit comprises the secondary coil, rectification circuitry, power management system, and communication interface.

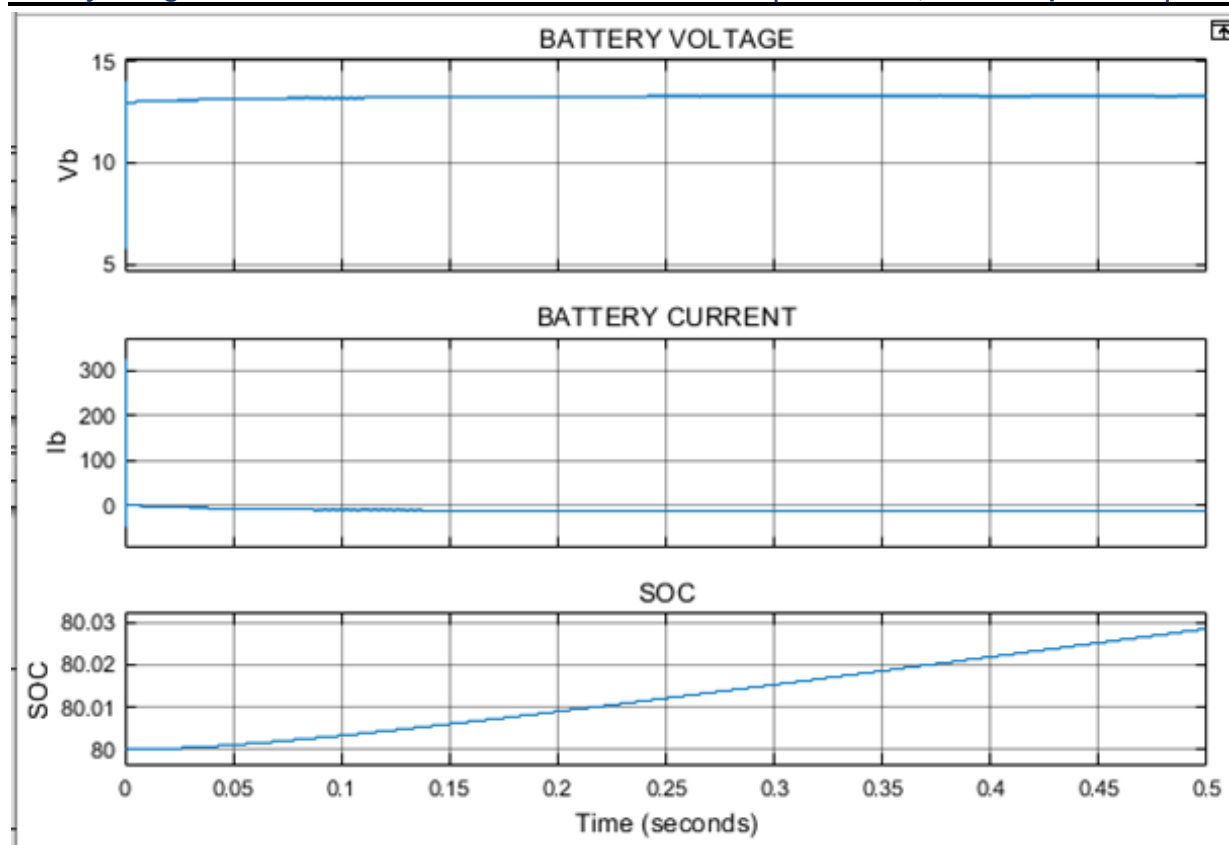
Prototype Development: A prototype of the wireless charging system was developed based on the finalized design specifications. The primary and secondary coils were fabricated using high-quality materials to ensure optimal efficiency and durability. The power electronics and control algorithms were programmed to regulate the energy transfer process and monitor charging parameters.

Testing and Validation: The prototype underwent rigorous laboratory testing to evaluate its performance, reliability, and safety. Tests were conducted to measure the efficiency of energy transfer, charging time, and temperature variations during operation. Environmental testing was also performed to assess the system's resilience to external factors such as temperature fluctuations and electromagnetic interference.

Field Deployment: After successful testing and validation, the wireless EV charging system was deployed in selected pilot locations, including parking facilities, urban areas, and transportation hubs. EV owners were invited to participate in the pilot program and provide feedback on their charging experience. The system's performance and user satisfaction were monitored closely during the field deployment phase.

VI. RESULTS AND IMPACT:





CONCLUSION

The development and deployment of a wireless electric vehicle (EV) charging system utilizing two receiver coils represent a significant step towards overcoming barriers to EV adoption and promoting sustainable transportation. Through rigorous testing, validation, and field deployment, the wireless charging system has demonstrated its effectiveness in providing a convenient, efficient, and reliable charging solution for EV owners.

The implementation of the wireless EV charging system has led to increased user satisfaction and confidence in EV ownership by offering a seamless charging experience without the need for physical cables. EV owners have reported higher levels of convenience and flexibility, leading to greater acceptance and uptake of electric vehicles.

Moreover, the deployment of wireless charging infrastructure has contributed to the reduction of greenhouse gas emissions and the promotion of sustainable transportation practices. By facilitating the widespread adoption of electric vehicles, the wireless charging system plays a crucial role in mitigating the environmental impact of transportation and advancing towards a greener and more sustainable future.

Continued efforts to optimize and expand wireless charging infrastructure will further accelerate the transition to electric mobility and support the development of sustainable transportation ecosystems. By leveraging innovative technologies and collaborative partnerships, we can build upon the success of wireless EV charging systems and create a cleaner, more efficient, and more accessible transportation system for generations to come.

REFERENCES:

Mousa AGE, Abdel Aleem SHE, Ibrahim AM. Mathematical Analysis of Maximum Power Points and Currents Based Maximum Power Point Tracking in Solar Photovoltaic System: a Solar Powered Water Pump Application. *Int Rev Electr Eng* 2016;11(97). doi: <https://doi.org/10.15866/iree.v11i1.8137>.

Asna M, Shareef H, Achikkulath P, Mokhlis H, Errouissi R, Wahyudie A. Analysis of an Optimal Planning Model for Electric Vehicle Fast-Charging Stations in Al Ain City, United Arab Emirates. *IEEE Access* 2021;9:73678–94. doi: <https://doi.org/10.1109/access.2021.3081020>.

[3] Mohamed N, Aymen F, Issam Z, Bajaj M, Ghoneim SSM. The Impact of Coil Position and Number on Wireless System Performance for Electric Vehicle Recharging. *Sensors* 2021;21:1–19. doi: <https://doi.org/10.3390/s21134343>

[4] Ma G, Kamaruddin MH, Kang HS, Goh PS, Kim MH, Lee KQ, et al. Watertight integrity of underwater robotic vehicles by self-healing mechanism. *Ain Shams Eng J* 2021;12:1995–2007. doi: <https://doi.org/10.1016/j.asej.2020.09.019>.

[5] Younes Z, Alhamrouni I, Mekhilef S, Reyasudin M. A memory-based gravitational search algorithm for solving economic dispatch problem in micro-grid. *Ain Shams Eng J* 2021;12:1985–94. doi: <https://doi.org/10.1016/j.asej.2020.10.021>

[6] Hussien AM, Hasanien HM, Mekhamer SF. Sunflower optimization algorithm-based optimal PI control for enhancing the performance of an autonomous operation of a microgrid. *Ain Shams Eng J* 2021;12:1883–93.