



# Study On Antenatal Care Services At Dinajpur District In Bangladesh

**Kohinoor Begum**

Principal

Dinajpur Nursing College, Dinajpur

## ABSTRACT

Antenatal care (ANC) is one of the programs to achieve the Millennium Development Goals 4 & 5. Antenatal care (ANC) has important positions as this is directly related with maternal morbidity and mortality. Antenatal care have to take complete physical check-up at regular intervals and early detection of deviation from the normal and their proper intervention or timely therapy. In addition counseling and advice of mother about various aspects like personal hygiene, nutrition, rest & sleep, travelling, birth spacing, place of delivery, exclusive breastfeeding, complementary feeding and postnatal care about their children. Therefore, it is very important to identify the existing outcome of mothers awareness gained through antenatal care who are living both rural and urban area, whether the ANC services successful achieve or not. However the present study has conducted to assess the awareness of rural and urban mothers regarding antenatal care; to find out the impact of awareness of rural and urban mothers regarding ANC; to examine the relationship between the awareness and impact on ANC of mothers; and to determine the level of awareness and impact of antenatal care of the mothers. It was a cross sectional descriptive study. The study was conducted in selected different Hospitals at Dinajpur district in Bangladesh. Purposive sampling method was used for the study. Data were collected from primary and secondary sources. Primary data were collected from the respondents of study area. Secondary data were collected from books, research report, journals and internet. Questionnaire was used for data collection. Data were collected through face to face interview with questionnaire and secondary data were collected by reviewing books, research report, journals and internet etc. This study revealed that most of the respondents had excellent knowledge about antenatal care and few had good knowledge on antenatal care of pregnant women admitted at different Hospitals at Dinajpur district in Bangladesh. This study revealed that one fourth of the respondents had no knowledge about blurring vision is a warning sign during pregnancy, one fifth of the respondents had no knowledge about radiation hazards during pregnancy, one third of the respondents had no knowledge about leg edema is a warning sign during pregnancy, half of the respondents had no knowledge about Rh-negative status is a warning sign during pregnancy. We should suggest them to continue taking care and regular antenatal check-up because every pregnant woman must have adequate knowledge about her own physical and emotional health as well as optimal health of the unborn child. The knowledge can be achieved properly through regular antenatal care. That will help the mother to have a healthy baby at the end of the pregnancy.

**Key Words:** Antenatal care, Services, Awareness, Antenatal visit, Health problems

## INTRODUCTION

The magnitude of women's reproductive health problems is a serious matter of concern. Among the reproductive health parameters Antenatal care (ANC) and safe delivery have important positions as these are directly related with maternal morbidity and mortality. Maternal and infant morbidity and mortality is a serious public health problem globally (The State of the World's Midwifery: 2011, Datta, D.C. 2014, WHO). Both maternal and child health are interdependent and substantially contributing to high burden of mortality worldwide. Every year 2,89,000 women die due to complications in pregnancy and childbirth, and 6.6 million children below 5 years of age die of complications in the newborn period and of common childhood diseases (MDGs- 2015, WHO, 2014). 99% of these deaths occur in the developing countries. Not only that estimated 8 million more suffer serious illness and lifelong disabilities (WHO, UNICEF, UNFPA and the World Bank, 1990-2008, and WHO, 2010). Every year 2 million newborns die within first 24 hours

of life. Each day 12,000 babies die among the 35,000 babies within their first month of life, 2.6 million stillbirths, of which approximately 45% occur during labor and birth. More over millions of newborns suffer birth trauma that impairs their development and future productivity. These deaths occur late in pregnancy, at birth, or soon after delivery due to poor maternal and newborn care or inadequate management of pregnancy related complications.

The overwhelming majority of these deaths occur in developing countries (Lawn J, Cousens S, Zupan J, 2005, Stillbirth: An executive summary. 2011, Lozoff B, Beard J, Connor J, Barbara F, Georgieff M, Schallert T. 2006, and Projahnmo, 2008). Appropriate antenatal care is one of the pillars of Safe Motherhood Initiatives, a worldwide effort launched by the World Health Organization (WHO) and other collaborating agencies in 1987 aimed to reduce the number of deaths associated with pregnancy and childbirth (World Bank, 2007). Bangladesh is one of the developing countries with in the world. The Maternal and infant morbidity and mortality are still high (Bangladesh progress report, 2007). Maternal Mortality Ratio (MMR) - 194/100000 live birth (BDHS, 2011), Neonatal Mortality Ratio (NMR) - 28/1000 (BDHS, 2014) live births, Infant Mortality Ratio (IMR) - 38/1000 (BDHS, 2014) live births and Under 5 mortality Rate (U5MR)-46/1000 (BDHS, 2014). More over every year 600,000 women suffer from maternal complications and 600,000 under-5 children suffer from various diseases. These deaths and complications have to occur especially during child birth, soon after delivery and within 6 weeks after birth due to lack of proper antenatal care and inadequate management of postnatal care (BD Progress Report, 2013, HPNSDP, 2012, Countdown, 2015, World's Midwifery, 2012).

Antenatal care (ANC) is one of the programs to achieve the Millennium Development Goals 4 & 5. Antenatal care have to take complete physical check-up at regular intervals and early detection of deviation from the normal and their proper intervention or timely therapy. In addition counseling and advice of mother about various aspects like personal hygiene, nutrition, rest & sleep, travelling, birth spacing, place of delivery, exclusive breastfeeding, complementary feeding and postnatal care about their children. More over providing psychological and social support through patient hearing, suggestions for alleviation of fear and anxiety and referral to appropriate services solving any major problem faced by the women (Dutta, D.C., 2014). Maternal and neonatal morbidity and mortality is higher in the rural and urban slums due to lack of appropriate knowledge and practices among the mothers regarding their pregnancies and newborn care over the pregnancies and the postnatal period. Therefore, it is very important to identify the existing outcome of mothers awareness gained through antenatal care who are living both rural and urban area, whether the ANC services successful achieve or not. The findings of this study will help to formulate the strategies to develop the specific message to promote and sustain the program to achieve the Millennium Development goals 4 and 5.

### **OBJECTIVES OF STUDY**

1. To assess the awareness of rural and urban mothers regarding antenatal care;
2. To find out the impact of awareness of rural and urban mothers regarding ANC;
3. To examine the relationship between the awareness and impact on ANC of mothers;
4. To determined the level of awareness and impact of antenatal care of the mothers.

### **RESEARCH QUESTIONS**

1. What is the level of rural and urban mother's awareness on antenatal care?
2. What is the level of impact of rural and urban mother's awareness on antenatal care after delivery?

### **METHODOLOGY OF THE STUDY**

**Study design:** It was a cross sectional descriptive study.

**Study area:** The study was conducted in 250 Bedded General Hospital Dinajpur at Dinajpur district in Bangladesh.

**Sampling method:** Purposive sampling method was used for the study.

**Sources of Data:** Data were collected from primary and secondary sources.

**Sources of Primary data:** Primary data were collected from the respondents of study area.

**Sources of secondary data:** Secondary data were collected from books, research report, journals and internet.

**Instruments of data collection:** Questionnaire was used for data collection.

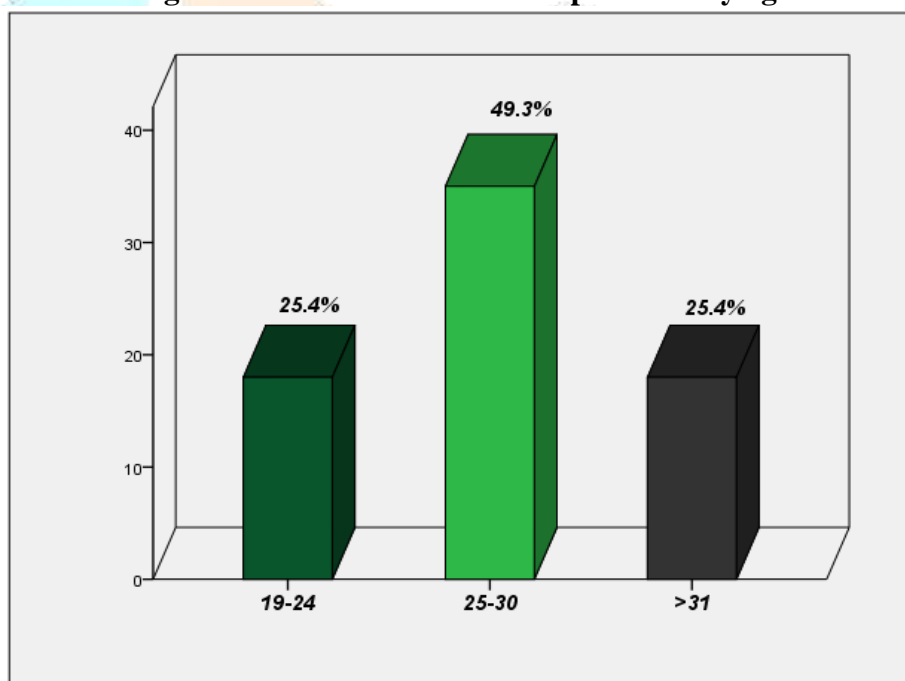
**Methods of data collection:** Data were collected through face to face interview with questionnaire and secondary data were collected by reviewing books, research report, journals and internet etc.

**Data processing and Analysis:** Data were computerized, analyzed and interpreted using of SPSS (Statistical package for social science) Windows software program version 16.

## RESULTS AND DISCUSSION

This descriptive type of cross-sectional study was conducted among 71 purposively selected respondents admitted at 250 Bedded General Hospital Dinajpur with the objective to find out the Knowledge about antenatal care among the pregnant women. The data were collected by face to face interview with a semi-structured questionnaire. After completion of data collection all data were analyzed and processed using the appropriate statistical procedures (SPSS version 23.0) and presented through tables, charts and graphs. All the findings are presented as follows:

**Figure 1: Distribution of the respondents by age**



Mean  $\pm$  SD (years) = 27.70  $\pm$  4.915

Figure 1 shows out of total 71 respondents, the maximum 35(49.3%) belongs to the age group 25-30 years and the lowest number 18(25.4%) belongs to the age group >31 years.

**Table 1: Distribution of the respondents by religion**

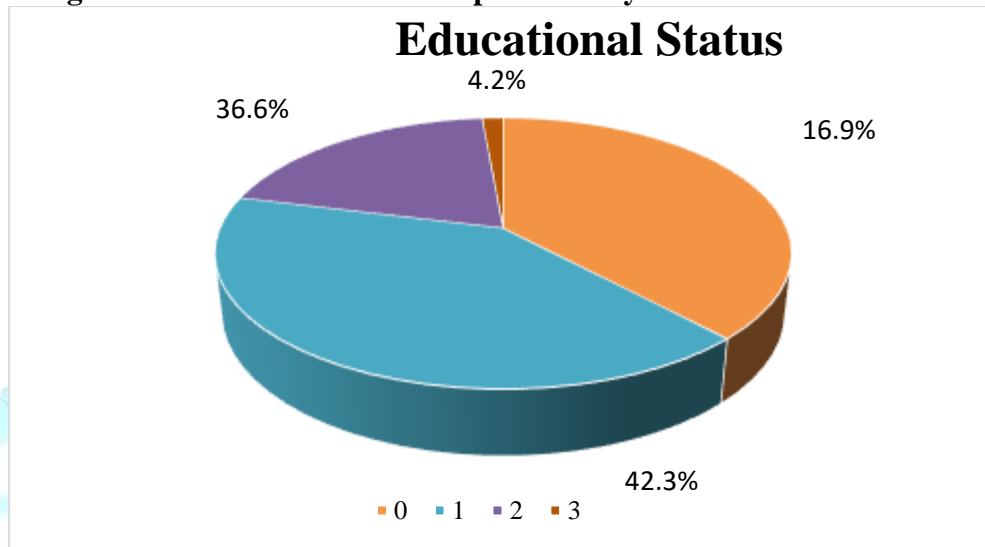
Religion	Frequency	Percentage
Muslim	68	95.8%
Hinduism	3	4.25%
Total	71	100.0%

Table 1 depicts that among 71 respondents most of them 68(95.8%) belongs to the Muslim and 3(4.25%) belongs to the Hindu.

**Table 2: Distribution of the respondents by occupational status**

Occupational status	Frequency	Percentage
Housewife	61	85.9%
Service holder	8	11.3%
Student	2	2.8%
Total	71	100.0%

Table 2 shows that among 71 respondents most of them 61(85.9%) belongs to the housewives and the lowest number 2(2.8%) belongs to the students.

**Figure 2: Distribution of the respondents by their educational status**

Among 71 respondents the highest number of educational status 30(42.3%) belongs to the HSC and the lowest number 3(4.2%) belongs to the secondary level of education.

**Table 3: Distribution of the respondents by monthly family income**

Monthly family income (In TK)	Frequency	Percentage
10000-19000	4	5.6%
20000-29000	25	35.2%
30000-39000	32	45.1%
40000-49000	6	8.5%
>50000	4	5.6%
Total	71	100.0%

Mean  $\pm$  SD (years) = 30619.72  $\pm$  10083.36

Table 3 shows out of 71 respondents 32(45.1%) belongs to the highest income between 30000-39000 TK and lowest income belongs to the 4(5.6%) between 10000-19000 TK and >50000 TK.

**Table 4: Distribution of the respondents by family size**

Family size	Frequency	Percentage
2-3	46	64.8%
>4	25	35.2%
Total	71	100.0%

Mean  $\pm$  SD (years) = 3.34  $\pm$  1.362

Table 4 shows that among 71 respondents highest number of family size 46(64.8%) belongs to the 2-3 members and the lowest 25(35.2%) belongs to the >4 members.

**Table 5: Distribution of the respondents by housing condition**

Housing condition	Frequency	Percentage
Pacca	65	91.5%
Semi pacca	6	8.5%
Total	71	100.0%

Table 5 depicts that among 71 respondents the highest number belongs to the 65(91.5%) had pacca accommodation and the lowest number 6(8.5%) had semi pacca accommodation.

**Table 6: Distribution of the level of knowledge of respondents on antenatal care**

Level of knowledge	Frequency	Percentage
Excellent	66	93.0%
Good	5	7.0%
Total	71	100.0%

Table 6 shows that the highest level of knowledge belongs to the 66 (93.0%) had excellent knowledge and the lowest level of knowledge belongs to the 5 (7.0%) had good knowledge.

**Table 7: Distribution knowledge of the respondent of antenatal care by different variable**

Variables	True n (%)	False n (%)
Antenatal care is a care of mother & fetus during pregnancy	100.0%	0.0%
At least 04 antenatal visits are mandatory during pregnancy	98.6%	1.4%
Vaginal bleeding is a warning sign during pregnancy	95.8%	4.2%
High fever is a warning sign during pregnancy	94.4%	5.6%
TT immunization is done during pregnancy	98.6%	1.4%
Extra supplementation of nutritious food during pregnancy	100.0%	0.0%
Pre-eclampsia when complicated with convulsion and or coma is called eclampsia	93.0%	7.0%
Diabetes mellitus is a high risk condition during pregnancy	100.0%	0.0%
Hypertension is a high risk condition during pregnancy	100.0%	0.0%
Personal hygiene maintaining is important in pregnancy	100.0%	0.0%
Family planning is an integral part during antenatal care	95.8%	4.2%
Long journey should be avoided during pregnancy	98.6%	1.4%
Adequate rest is very necessary during pregnancy	98.6%	1.4%
Heavy working is harmful both mother and fetus during pregnancy	100.0%	0.0%

Table 7 shows that knowledge on antenatal care about antenatal care, diabetes mellitus, hypertension is a high risk during pregnancy, heavy working is harmful during pregnancy had 100% knowledge and pre-eclampsia had 93.0%, high fever had 94.4%, family planning had 95.8% knowledge.

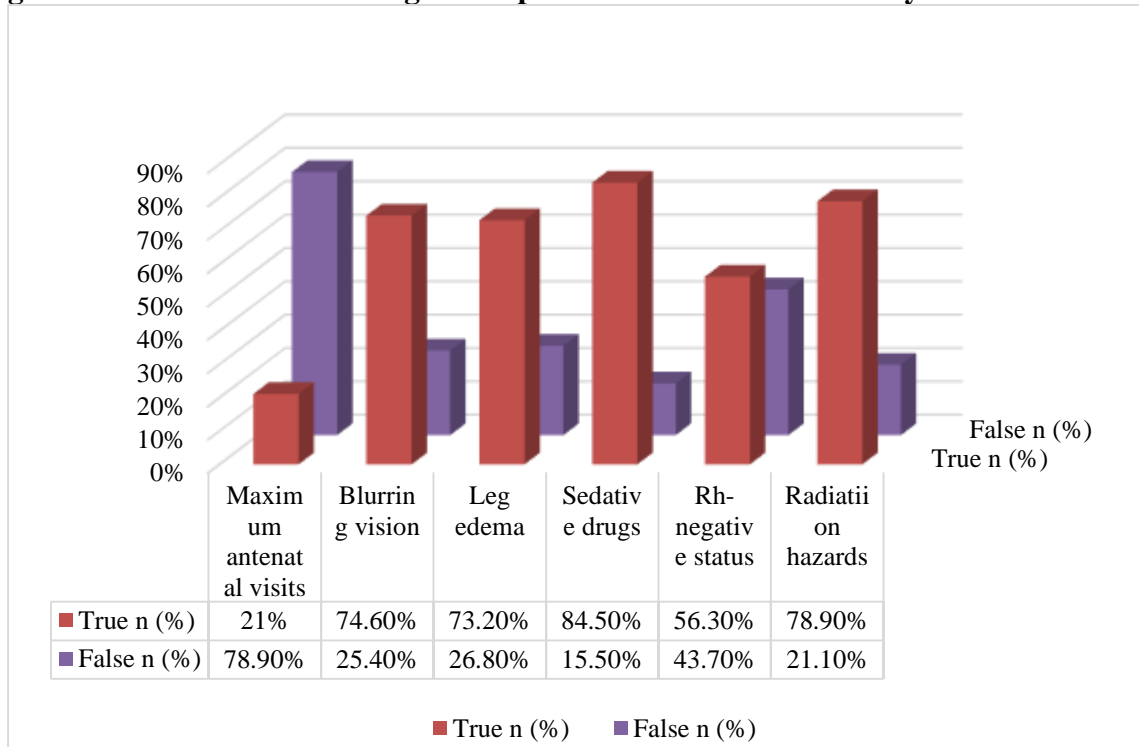
**Figure 3: Distribution knowledge of respondents of antenatal care by different variables**

Figure 3 shows that among the respondents 78.90% had no knowledge about maximum antenatal visits, 43.70% had no knowledge about Rh-negative status, 25.40% had no knowledge about blurring vision is warning sign during pregnancy, 26.80% had no knowledge about leg edema is a warning sign during pregnancy and 15.50% had no knowledge about sedative drug is harmful during pregnancy.

**Table 8: Comparison of mean score of knowledge of antenatal care by age**

Age	Frequency	Mean score of knowledge	SD
19-24	18	16.89	1.323
25-30	35	16.91	0.981
>31	13	17.22	0.808
Total	71	16.99	1.035

Table 8 indicates the mean score of knowledge of respondents by age, where it is found that out of 71 respondents, the highest mean score (17.22) belongs to the age group > 31 and the lowest mean score (16.89) belongs to the age group 19-24 years.

**Table 9: Comparison of mean score of knowledge of antenatal care by religion**

Religion	Frequency	Mean score of knowledge	SD
Muslim	68	17.01	1.044
Hinduism	3	16.33	0.577
Total	71	16.99	1.035

Table 9 shows the mean score of knowledge of respondents by religion, where it is found that out of 71 respondents, the highest mean score (17.01) belongs to the Muslim and the (16.33) were Hindu mean score of knowledge.

**Table 10: Comparison of mean score of knowledge of antenatal care by occupational status**

Occupational status	Frequency	Mean score of knowledge	SD
Housewife	61	17.00	0.949
Service holder	8	17.13	1.246
Student	2	16.00	2.828
Total	71	16.99	1.035

Table 10 depicts that among 71 respondents, the highest mean score belongs to 8 (17.13) were Service holder mean score of knowledge and the lowest mean score belongs to 2 (16.00) were student mean score of knowledge.

**Table 11: Comparison of mean score of knowledge of antenatal care by educational status**

Educational status	Frequency	Mean score of knowledge	SD
Secondary	3	17.00	1.000
SSC	12	15.58	0.900
HSC	30	17.03	0.850
Graduate or above	26	17.58	0.643
Total	71	16.99	1.035

Table 11 shows that Graduate or above qualified of the respondents were more knowledgeable. At the highest (17.58) mean score of knowledge secured by those who qualified in Graduate or above, next (17.03) mean score of knowledge in HSC, next (17.00) mean score of knowledge in Secondary and next (15.58) mean score of knowledge in SSC.

**Table 12: Comparison of mean score of knowledge of antenatal care by monthly family income**

Monthly family income (Tk)	Frequency	Mean score of knowledge	SD
10000-19000	4	16.50	0.577
20000-29000	25	17.00	1.080
30000-39000	32	17.06	1.105
40000-49000	6	16.67	1.033
>50000	4	17.25	0.500
Total	71	16.99	1.035

Table 12 reveals that the highest (17.25) mean score of knowledge belongs to the respondents who had a family income of > 50000 TK and above, the second highest (17.06) mean score of knowledge belongs to the respondents who had a family income of 30000-39000 TK, (17.00) mean score of knowledge of the respondents who had a family income of TK 20000-29000 and (16.67) mean score of knowledge those who had a income of TK 40000-49000 and (16.50) mean score of knowledge those who had a income of TK 10000-19000 respectively.

**Table 13: Comparison of mean score of knowledge of antenatal care by family size**

Family size	Frequency	Mean score of knowledge	SD
2-3	46	17.00	1.095
4-5	20	17.05	0.887
5-6	4	16.50	1.291
>7	1	17.00	0.000
Total	71	16.99	1.035

Table 13 reveals the respondents mean score of knowledge according to the number of family members. The highest (17.05) mean score of knowledge belongs to the respondents who had 4-5 number of family members and the least (17.00) mean score of knowledge belongs to the respondents who had 2-3 and >7 and above numbers of family members and the rest respondents (16.50) mean score of knowledge belongs to the respondents who had 5-6 number of member.

**Table 14: Comparison of mean score of knowledge of antenatal care by housing condition**

Housing condition	Frequency	Mean score of knowledge	SD
Pacca	65	17.02	1.023
Semi pacca	6	16.67	1.211
Total	71	16.99	1.035

Table 14 shows that the highest mean score of knowledge 65 (17.02) those who were living in Pacca house and the lowest mean score of knowledge 6 (16.67) those who were living in Semi pacca house

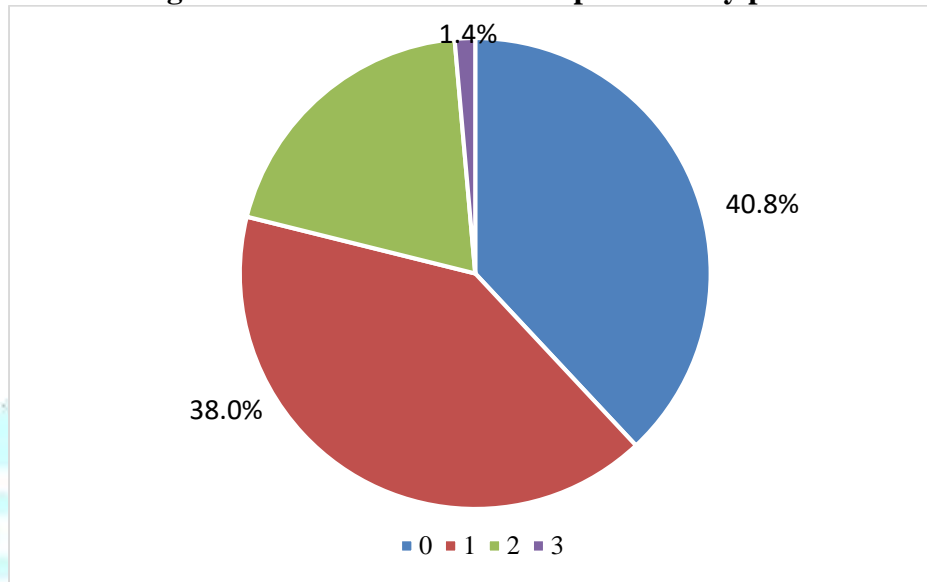
**Figure 4: Distribution of the respondents by para**

Figure 4 shows that out of 71 respondents the highest number of para had 29 (40.8%) and the lowest number of para had 1 (1.4%)

**Table 15: Distribution of the respondents by gravida**

Gravida (no)	Frequency	Percentage
1	23	32.4%
2	18	25.4%
3	20	28.2%
4	7	9.9%
5	2	2.8%
6	1	1.4%
Total	71	100.0%

Table 15 shows that out of 71 respondents the highest number of gravida had 23 (32.4%) and the lowest number of gravida had 1 (1.4%)

**Table 16: Distribution of the respondents by contraceptives practice**

Contraceptive practice	Frequency	Percentage
Nil	39	54.9%
Oral pill	30	42.3%
Injection	1	1.4%
IUCD	1	1.4%
Total	71	100.0%

Table 16 shows that the highest use of contraceptive practice was 39 (54.9%) which indicates Nil, the rest highest was 30 (42.3%) which indicates Oral pill, the rest highest was 1(1.4%) which indicates Injection and IUCD method.

**Table 17: Distribution of the respondents by obstetrical aspects**

Obstetrical aspects	Frequency	Percentage
History of abortion	27	38.0%
Mal presentation	13	18.3%
History of APH	12	16.9%
History of PPH	13	18.3%
History of obstetrical surgery	8	11.3%
History of trauma	8	11.3%

Table 17 reveals that the highest number of obstetrical aspects 27 (38.0%) belongs to the respondents who had a history of abortion, the second highest 13 (18.3%) belongs to the respondents who had a history of mal presentation and history of PPH.

**Table 18: Distribution of the respondents by co-morbidity status**

Co-morbidity status	Frequency	Percentage
Hypertension	8	11.3%
Diabetes mellitus	16	22.5%
Coronary heart disease	2	2.8%
Chronic kidney disease	1	1.4%
COVID-19	8	11.3%
COPD	2	2.8%
Bronchial asthma	5	7.0%
Thyroid disease	10	14.1%

Table 18 shows that most prevalent disease were Diabetes mellitus 16(22.5%), followed by Thyroid disease 10(14.1%), Hypertension and COVID-19 8(11.3%), Bronchial asthma 5(7.0%), Coronary heart disease and COPD 2(2.8%), Chronic kidney disease 1(1.4%)

## CONCLUSION

This study revealed that most of the respondents had excellent knowledge and few had good knowledge on antenatal care of pregnant women admitted at 250 Bedded General Hospital at Dinajpur district in Bangladesh. The result showed that maximum respondents had excellent knowledge about antenatal care. This study revealed that one fourth of the respondents had no knowledge about blurring vision is a warning sign during pregnancy, one fifth of the respondents had no knowledge about radiation hazards during pregnancy, one third of the respondents had no knowledge about leg edema is a warning sign during pregnancy, half of the respondents had no knowledge about Rh-negative status is a warning sign during pregnancy. We should suggest them to continue taking care and regular antenatal check-up because every pregnant woman must have adequate knowledge about her own physical and emotional health as well as optimal health of the unborn child. The knowledge can be achieved properly through regular antenatal care. That will help the mother to have a healthy baby at the end of the pregnancy. On the other hand, we should arrange more health educational program and increase mass awareness of the study population who have lack of knowledge about antenatal care. After doing that it is expected to significantly reduce maternal morbidity and mortality, infant mortality and low birth weight babies.

It is hoped that present study will draw the attention of hospitals and health care providers in obstetric department to provide the guidance, help and health education in adopting intervention to improve the health status of the pregnant mother allowing safe pregnancy.

## RECOMMENDATIONS

On the basis of the findings and discussion of the study following recommendations are put forward for the policy maker, hospital administrator, public health specialist, study population and future researchers.

1. Health education program should be arranged for increasing knowledge of the respondents about importance of 14 antenatal visits and risk for Rh-negative status.
2. Steps should be taken among the study population for increasing knowledge about warning sign of leg edema, blurring vision and use of sedative drugs during pregnancy.

3. Mass awareness program should be arranged among the respondents about harmful effects of radiation during pregnancy and importance of family planning.
4. Studies on larger sample size may be conducted for more accurate findings of this problem.

## REFERENCES

1. Abbas, AA, Walker, GJ. (1986). Determinants of the utilization of maternal and child health services in Jordan. *Int J Epidemiol.* 15. 404–7.
2. Ahmed, A. H. (2008). Breastfeeding preterm infants: An educational program to support mothers of returns infants in Cairo, Egypt. *Pediatric Nursing*, 34, 125-130.
3. Ali, N.S., Azam, S.I., & Noor, R. (2004). Women's beliefs and practices regarding food restrictions during pregnancy and lactation: A hospital based study. *Journal of Ayub Medical College*, 16, 29-31.
4. Al-Sabir, A., Sultana, S. K., Bhadra, S. K., Syed, U., Karim, A., Rahman, S. M., et al. (2003). Newborn care practices in rural Bangladesh. In C. Vickery (Ed.) (pp. 1-90). Dhaka: National Institute of Population Research and Training (NIPORT).
5. Bangladesh Bureau of Statistics & United Nations Children's Fund, (2007).
6. Bangladesh Demographic and Health Survey (2011).
7. Bella, H., & Dabal, B. K. (1998). Misperceptions about breast feeding among Saudi female college students. *Annals of Saudi Medicine*, 18, 69-72.
8. Bhowmik K R et. al. Modelling the number of antenatal care visits in Bangladesh to determine the risk factors for reduced antenatal care attendance, *PLoS ONE*, 2020, p-1, Available from: <https://doi.org/10.1371/journal.pone.0228215>
9. Chowdhury, S., Hossain, S. A., & Halim, A. (2009). Assessment of quality of care in maternal and newborn health services available in public health care.
10. Cooke, M., Schmied, V., & Sheehan, A. (2007). An exploration of relationship between postnatal distress and maternal role attainment, breastfeeding problems and breastfeeding cessation in Australia. *Midwifery*, 23, 66-76.
11. Fagbamigbe, A. F. and Erhabor, S. I. (2015). Barriers to antenatal care use in Nigeria: evidences from non-users and implications for maternal health programming Fagbamigbe and Idemudia *BMC Pregnancy and Childbirth*, 15:95.
12. Fikirte, T., Walelegn, W., Fekadu, M., and Manay, K. (2014). Knowledge, Perception and Utilization of Postnatal Care of Mothers in Gondar Zuria District, Ethiopia: A Cross-Sectional Study. *Maternal and Child Health J.* 18(10): 2341–2351.
13. Forster, D. A., & McLachlan, H. L. (2007). Breastfeeding initiation and birth setting practices. *Journal of Midwifery and Women's Health*, 52, 258-273.
14. Galloway, R., Dusch, E., Elder, L. Achsdi, E., Grajeda, R., Hurtado, E., et al. (2002). Women's perception of iron deficiency and anemia prevention and control in eight developing countries. *Social Science & Medicine*, 55, 529-544.
15. Giashuddin, M. S., & Kabir, M. (2004). Duration of breastfeeding in Bangladesh. *Indian Journal of Medical Research*, 119, 267-272.
16. Government of the People's Republic of Bangladesh. Ministry of Health and Family Welfare. (2007). *Health Bulletin*. Dhaka: Directorate General of Health Services (DGHS), Management Information System (MIS).
17. Hill, G. J., Arnett, D. B., & Mauk, E. (2008). Breastfeeding intention low income pregnant and lactating women. *American Journal of Health Behavior*, 32, 125-136.
18. Humanic, S. S., Mederios, D., Wreschner, T. B., Walton, M. B., & Hill, P. D. (1994). The maturation index of colostrums and milk (MICAM): A measurement of breast milk maturation. *Journal of Nursing Measurement*, 2, 169-186.
19. *J Biosoc Sci* 2007, 39:109-120. PubMed Abstract | Publisher Full Text.
20. Kakute, P. N., Ngum, J., Mitchell, P. Kroll, K. A., Forgewei, G. W., Ngwang, L. K., et al. (2005). Cultural barriers to exclusive breastfeeding by mothers in a rural area of Cameroon, Africa. *Journal of Midwifery & Women's Health*, 50, 324-328.
21. Khoury, A. J., Moazzem, S. W., Jarjoura, C. M., Carothers, C., & Hinton, A. (2005). Breastfeeding initiation in low-income women: Role of attitudes, support, and perceived control. *Women's Health Issues*, 15, 64-72.
22. Kirch, W. (Ed). (2008). *Encyclopedia of Public Health*. New York: Springer.
23. Kloeblen-Tarver, A. S., Thompson, N. J., & Miner, K. R. (2002). Intent to breastfeed: The impact of attitudes, subjective norms, parity, and experience. *American Journal of Health Behaviour*, 26, 182-187.

24. Lawn J, Cousens S, Zupan J. for the Lancet Neonatal Survival Steering Team. 4 million neonatal deaths: When? Where? Why? Lancet 2005; 365:891-900, cited from The State of the World's Midwifery: Delivering Health, saving lives.2011
25. Lindbberg, L. D. (1996). Women's decisions about breastfeeding and maternal employment. Journal of Marriage and Family, 38, 239-251.
26. Lozoff B, Beard J, Connor J, Barbara F, Georgieff M, Schallert T. Long lasting neural and behavioral effects of iron deficiency in infancy. Nutr Rev 2006: 64:S34-43,
27. Manstead, A. S. R., Proffitt, C., & Smart, J. L. (1983). Prediction and understanding mother's infant feeding intention and behavior: Testing of Reasoned Action. Journal of Personality Social Psychology, 44, 657-671.
28. Marshall, J. L., Godfrey, M., & Renfrew, M. J. (2007). Being a good mother: Managing breastfeeding and merging identities. Social Science and Medicine, 65, 2147-2159.
29. Rahman KMM. (2009). Determinants of maternal health care utilization in Bangladesh. Research Journal of Applied Sciences. 4(3):113-119.
30. Rehena, Z. (1998). Exclusive breastfeeding practices among Bangdeshi women in Stockholm. Division of International Health Care Research (IHCAR), 1-31.
31. Saadia, G., Rehana, K., Tahir, M. Y. and Faiza, S. (2014). Newborn care knowledge and practices among mothers attending pediatric outpatient clinic of a hospital in Karachi, Pakistan. Int J Health Sci. Apr; 8(2): 167-175.
32. Victora, C. G., Kirkwood, B. R., Ashwoth, A., Black, R. E., Rogers, S., Sazawal, S., et al. (1999). Potential interventions for the prevention of childhood pneumonia in developing countries: Improving nutrition. American Journal of Clinical Nursing, 70, 309-320.

