



A STUDY ON THE FEAR OF CRIME IN YOUTH GIRLS CHENNAI CITY

Saranvel. V

Student

M.Sc., Criminology and Forensic Science

Dr. M.G.R. Educational and Research Institute, Chennai - 600095, India

Abstract: To evaluate fear of crime among young girl and important to create safe environments and empower girl to feel confident and secure. The sample will consist of Woman aged 18-24 recruited for various college students neighborhoods in Chennai using purposive sample technique. Snowball Technique Interview and Question Method. This Research focus on Teenage Girls 18-24 Age Limit. The Purpose of Research is Teenage Girls Safety Preservation. Teenage Girls let know Awareness of Fear of Crime. Know the Complaint Methods. Learn the Martial Arts and Safety Preservations. Find out problem most in sexual assault in public places and college travelling Bus and Train. Self-defense techniques are the first and foremost thing must be aware in law and steps of complaint and Design training for their safety sexual harassment, Eve teasing, Chain snatching, Work Place and college, etc., are some big issue for the women in India. Several explanation have been elaborated which largely focus either on the irrationally high level of female fear of from a feminist perspective. Many countries have taken action in recent times to address harassment in the work place and violence in the home, but little attention has been paid to sexual harassment in public places. Specifically during Women's journey to work and school.

Index Terms - Crime in Youth Girls, Eve Teasing, Sexual Harassment, Verbal Abuse, Blackmail

I. INTRODUCTION

The Researcher, Fear of Crime Youth Girls Analysis data of Safety preservation. Young Woman affects fear of Crime Responsive behaviours. Target Fear of Teenage girls Crime safety preservation. Age wise Sample collection 18-24. Method of collection is interview and surveys. Techniques Snowball Techniques. This is the researcher of masculinity in India the research of middle class women and fear of crime in India.

To prevent safety measuring Women to establishment of safety basic knowledge of the Women in crime effect and preservative methods types of preservative methods types of preservation methods have Martial arts and Counseling methods of social awareness method to determined identical problem in inside fear of crime. Age wise crime 18-24 affected in sexual affects and Eve teasing, Chain snatching. Day by day rating crime complaints and basic laws to safety prevent of the crime most transport train bus affect in crime to survey data in Quantitative measurement safety precaution.

Even though the measurement of Fear of crime in criminological research in commenced a few decades ago, specific population, such as social activists, remain undocumented. The article is an attempt to address this gap.

A study was conducted among 153 Social Activist, remain undocumented an exposing Fear of crime actual victimization among the specific social activists in India. The result indicate activists expressed moderate fear of anyone form of Victimization including verbal and emotional physical and sexual Victimization it was also found that one third of them have reported facing some form of abuse. The research implication are discussed. (Reference : Rachel Condry)

To relevant of the Data analysis of the Crime in the young place in the student and work profession and the safeguard in the martial arts to prevent in crime like Karate, Kungfu there are prevent our self in crime in data analysis to determine of the safe or not safe analysis in the Data collection surveys basically founded in sexual assault.

The researcher take surveys and interview method Snowball Techniques crime prevention of the data Young women are taught strategies keep themselves safe, and this idea is instilled in them at a young age higher levels of Fear of crime in Women.

Although males are more likely than females to be Victim of Crime females are substantially more fearful of Crime than females.

In many surveys, the elderly women express the most fear of crime. Fear of Crime also lead to restriction in outdoor activities including Walking and Cycling, Risk of cardiovascular disease, poor mental health and poorer physical.

This is study focus on women's fear of crime in urban open spaces. Throughout the study, we try examine the following aspects of Women living in different cities having different social economic and cultural features. The scope of fear of crime whether women's precautionary behaviors taken by Women are to fear of crime.

II. REVIEW OF LITERATURE

Youth girls recent days are facing more violence, sexual harassment, chain snatching, Eve teasing. Our perception of a situation might not be the same with the person sitting next to us, And in this way, we respond differently to the same situation. For example, in anger one might leave the room while the other might resolve it some or the other way. With this perspective we address the topic of aggression and violence in Youth. Aggression initiates with anger (comprising lesser degree) and an emotion which directs our discomfort with the object/person/thing. While violence is a higher degree of anger in which there exists purposeful harm especially physically. The acts of violence and aggression are distinctly visible, and they are the major concern of parents/counselors/schools/community specially talking of youths. They are most of the global population and are harnessed by different ways of responding aggressively. By addressing this topic, we would understand to why particularly youth are nowadays aggressive and violent.

World Health Organization defined violence in the World report on violence and health as : "the international use of physical force or power, threatened or actual, against oneself, another person, or against a group of community, that either results in or has a high likelihood of resulting in injury, death, psychological harms, mal development, or deprivation." Behavior involving physical force intended to hurt, damage, or kill someone or something. Violence an act of physical force that causes or is intended to cause harm. The damage inflicted by violence may be physical. (Alvarez, A., (1990b))

Self directed violence refers to violence in which the perpetrator and the victim are the same individual and is subdivided into self-abuse and suicide. Interpersonal violence refers to violence between individuals and is subdivided into family and intimate partner violence and community violence. The former category includes child maltreatment, intimate partner violence, and elder abuse, while the latter is broken down into acquaintance and stranger violence and includes youth violence, assault by strangers, violence related to property crimes, and violence in workplaces and other institutions. Collective violence refers to violence committed by larger groups of individuals and can be subdivided into social political and economic violence. (Reference : Sonal Pandey, Sunita Reddy)

What is more, the bulk of research on crime and fear focuses on single country samples. These studies do not explicitly model fear of crime by family status, especially vulnerable populations including same sex couples and single and divorced women who have experienced crime. While these single country

samples provide great insight into experiences of crime and the risk-fear paradox, they lack a comparative component and cannot speak to broader patterns of inequality. Further these studies include marital status as a demographic control but are unable to capture numerically small yet vulnerable groups such as same sex couples and crime victims by marital status. We address these limitations by exploring the impact of crime on women by marital status across a range of groups including single, separated, divorce, widowed, cohabiting and same sex partners. By pooling our sample for all European countries, we are able to estimate these effects for a more representative sample.

Finally, the majority of the crime and fear literature focuses on the risk fear paradox in general, age of gender gaps in fear of crime more specifically, or conceptual and methodological challenges associated with measuring fear of crime. Yet the experience of crime is consistently shown to have broader psychological and health effects. Indeed, psychological research demonstrates that experiencing a crime has immediate effects on mental health including levels of anxiety, but little is known about how family type is associated with health and wellbeing. Single women who experience crime may be more vulnerable to negative psychological and health outcomes than married or partnered women as having a partner in the home may buffer women from some of these negative effects. Our models assess these relationships cross sectional to provide some insight into these associations.

The risk fear paradox, whereby people who experience the least criminal victimization report the greatest fear of crime, has been established in the extant literature. That this paradox is gendered, notably that women report greater fear yet are less likely to experience crime, has also been consistently identified. However, there remains a largely unanswered call to explore further the distinctive experiences of women and men. (Diederik Cops (1985))

There are likely to be substantial within group differences as well as between group differences in experiences of crime and reported fear of crime. For instance, women may experience fear differently by relationship type, notably same sex couples and single, divorced and widowed women may be more fearful. (Reference : Traher Carrie Ann (1993))

Gender is seen as the most important factor related to different levels of fear of crime, with women consistently reporting higher levels of fear than men. Several explanations have been elaborated, which largely focus either on the irrationally high level of female fear or (from a feminist perspective) on the impact of differential socialization processes, with women being socialized as fearful subjects compared to 'fearless' men. However, both explanations imply a rather static interpretation of the gender-fear relation. In this paper, the 'doing gender' thesis is adopted to develop a gender identity scale, using a broad range of attitudes and activities dominantly seen as masculine or feminine in a sample of Belgian adolescents and young adults. The extent to which this gender identity scale is able to explain differences in the level of fear of crime, and may therefore account for the gender gap, is discussed.

Studies have pointed at the negative side of urban green spaces in terms of evoking fear of crime. However research on fear-provoking attributes suggests that there usually is no single attribute that influences fear but that rather a combination of attributes prevails. The aim of the paper is to systematically review those attributes that evoke fear of crime in urban green spaces and to highlight their complex interaction by adopting a social-ecological framework. Results include an overview of the reviewed literature with regard to authorship, journal ... (Reference : Maruthaveeran Sreetharan (1984), Cecil C Konijnendijk (1990))

This study adds three measures of fear: police brutality, police harassment, and rape. This allowed for sufficient follow-up time to determine recidivism postrelease and before the end of the grant award period. Some youths entered the program before and after these dates but were not included in the study. Researchers worked with facility staff to schedule interview dates and to plan multiple interviews per day to minimize disruption of the facility schedule. Generally tagging crews are groups of youths who paint graffiti to draw attention to themselves rather than mark turf. (Eva Krulichova (1991))

The purpose of this study was to investigate whether certain factors were related to the fear of being victimized in an attempt to further understand adolescent girls' involvement in violence. The factors being investigated were: the media, attitudes and beliefs toward violence, conflict resolution tactics, and the use of precautionary behaviours. The study was conducted with a nonclinical sample of adolescent girls, ages 14 to 17. One hundred and fourteen adolescent female participants from five secondary schools completed self-

report surveys regarding their fear of being victimized (Fear of Victimization Scale), attitudes and beliefs toward violence (Beliefs and Attitudes Scale), use of precautionary behaviours (Precautionary Behaviours Scale), and conflict resolution strategies employed within their home (Conflict Tactics Scale).

A reviewer requested that the same analysis be conducted with the fear variables being dichotomized as not or somewhat afraid and afraid or very afraid to see whether the findings were the same. The analysis using the Benjamini—Hochberg procedure comparing all 15 fear variables showed the same results (no significant differences by gender), except for one variable—fear of gang harassment. For this variable, females were significantly more likely than expected to say that they were afraid or very afraid. Recall that for the chi-square tests reported in Tables 2 and 4, the variables were recoded so that problem and small to big problem.

Young people with a migrant background are often overrepresented in crime statistics. This study used data from the third International Self-Report Delinquency study to examine to what extent cultural alignment—cultural resemblance between host and heritage country—and structural influences—socioeconomic starting position and related disadvantage—mediated differences in offending between native students and students of four different migrant backgrounds—Western, Post-Communist, Asian, Middle Eastern—in five Western European countries. This study showed that all migrant groups, except for the Asian group, had significantly higher lifetime serious offending rates than native students. (Reference : Renske S. Van der Gaag (1991))

Research on adolescent fear of crime is still relatively limited and often simply applies theoretical explanations proposed for adults. This study strives to extend current knowledge in this field by analyzing the impact of parenting style on fear of crime, namely parental attachment, parental supervision, and parental support of adolescent autonomy, while also considering possible gender differences. Using data from a self-report survey of approximately 1500 Czech adolescents, a hierarchical regression analysis is employed to examine these relationships while controlling for socio-demographic variables, environmental disorder, leisure time indicators, as well as victimization experience. The results suggest that higher parental supervision and lower parental support of adolescent autonomy are associated with increased fear of crime among adolescents. In addition, a gender-specific effect is found for parental attachment which somewhat decreases fear of crime for boys and increases it for girls. Nevertheless, the overall impact of parental indicators on fear of crime is relatively low. The implications and limitations of these findings are discussed. (Joseph A. Schafer (1983))

There is a loud talk on good governance, and India has no exception, Unfortunately, at other hand today women's position is not good as the cumulative socio-economic, educational and political disadvantages are faced by them. This poses a huge challenge for th country to provide a good government to a common man. Legal protection system for its citizens is the part of good government. Right from conceptualization of its constitution, Indian law makers have been at the task of formulating laws and acts to protect equality before sex and gender. Here we present an outline of the main constitutional and legal protection provision and system in India. (Marian Tulloch (2004))

As women is the pillar of our society who plays a vital role to built the nation. This paper shows the importance of woman. The article is an attempt to describe the changing role and her legal rights in India. The study also analyze the status of women in various area like freedom movements, political participation etc. The study also reveals that Indian women have somewhat lower status then that of men in spite of many efforts undertaken by the government and constitution of India. She also has to suffer various crimes that are describes here. The article provides various legal and constitutional remedies to improve her position. Thus article concludes by an observation that access to education and employment are only the tool that enable them to achieve their goals, however it depends largely on the attitude of the people towards gender equality. (Reference : Asha Rani (1991))

III. RESEARCH METHODOLOGY

3.1 AIM :-

To evaluate fear of crime among young girl and important to create safe environmnets and empower girl to feel confident and secure.

3.2 OBJECTIVE :-

- 1) Cause consequence of fear of crime
- 2) Failure leading to secondary of victimization
- 3) To study the safeguards measure to present from primary victimization
- 4) To understand this level of legal literacy to present

3.3 INDEPENDENT AND DEPENDENT VARIABLES :-

3.3.1 INDEPENDENT :-

An independent variable is the factor in an experiment that the researcher intentionally manipulates or changes to observe its effect. It's considered the cause or reason for an observed effect. Any changes in the dependent variable are hypothesized to be directly caused by variations in the independent variable.

3.4 DEPENDENT:-

The dependent variable is what the researcher measures to see if it changes as a result of the manipulation of the independent variable. It represents the outcome or effect in an experiment. Changes in the dependent variable are considered to be dependent on variations in the independent variable.

3.5 STATEMENT OF THE PROBLEM :-

Find out problem most in sexual assault in public places and college travelling Bus and Train. Self-defense techniques are the first and foremost thing must be aware in law and steps of complaint and Design training for their safety sexual harassment, Eve teasing, Chain snatching, Work Place and college, etc., are some big issue for the women in India.

3.6 RESEARCH DESIGN :-

3.6.1 SAMPLE SIZE AND POPULATION :-

A Population is the entire group that you want to draw conclusion About A sample is the Specific Analysis derived Sample C causes of time period less than the total size of the sample refer to people subset of the population sample selected Random 18-24 youth girl. Sample Size $n = 50$.

3.7 SAMPLING TECHNIQUE :-

In sociology and statistics research Snowball sampling or Chain sampling is a non probability sampling technique where existing study subjects recruit future subjects from among their acquaintances from Snowball samples under certain conditions. Snowball sampling and respondent driver sampling also allows researches to make estimates about the Social Network Connecting the hidden population it is called interview methods one person to another chain connect data collection of college student and work profession aged of 18 to 24 Sample collection.

3.8 METHODS OF THE DATA COLLECTION :-

3.8.1 PRIMARY DATA :-

The method of collecting information Quantitative method is divided into two different sections namely primary data. In this process first hand source. In other wards, its data that's collected by the methods includes surveys, interview (Snowball technique) surveys are one of the most common form of collecting. By definition a survey is a series of question experience opinion used to investigate victim.

3.9 SECONDARY DATA :-

Begin searching and collecting the exiting data. Now that you have the list of data sources, start accessing the data and collect the information. Journals and Paper publication of Research combine the data and camp are results when you have your data in one place need to understand, filter order and combine it.

3.10 DATA ANALYSIS RELIABILITY AND VALIDITY:-

Reliability and Validity are both about how well a method measure something Reliability refers to the consistency of a measure (Whether the result can be reproduced under the some conditions validity refers to the accuracy of a measure (Whether the result really do represent what they are supposed to measure.

3.11 LIMITATION OF THE STUDY :-

The limitations of the study are those characteristics of design or methodology that impacted or influenced the interpretation of the finding from your research. The sample selected for this study specifically college student and working profession applicable to students outside of this designation Descriptive method survey.

A Population is the entire group that you want to draw conclusion About A sample is the Specific Analysis derived Sample C causes of time period less than the total size of the sample refer to people subset of the population sample selected Random 18-24 youth girl. Sample Size n = 50.

3.12 CHI SQUARE ANALYSIS :-

Formula

$$\chi^2 = \sum \frac{(O_i - E_i)^2}{E_i}$$

χ^2 = chi squared

O_i = observed value

E_i = expected value

O = observed value (o)

E = expected value

A test that measure how a model compare to actual observed data hypothesis about distributing frequencies across categories of data used to test for comparing variance to a.

3.13 COEFFICIENT OF CORRELATION

$$r = \frac{n(\sum xy) - (\sum x)(\sum y)}{\sqrt{[n\sum x^2 - (\sum x)^2][n\sum y^2 - (\sum y)^2]}}$$

A correlation coefficient is a number between -1 and 1 that tells you the strength and direction of relationship between variable.

Chapter 4 : Data Analysis

TABLE

What is the age of the person?

		Frequency	Percent	Valid Percent	Cumulative Percent
Valid	16 to 18	17	34.0	34.0	34.0
	19 to 20	1	2.0	2.0	36.0
	21 to 24	32	64.0	64.0	100.0
	Total	50	100.0	100.0	

Do you feel safe in your college?

		Frequency	Percent	Valid Percent	Cumulative Percent
Valid	yes	47	94.0	94.0	94.0
	no	3	6.0	6.0	100.0
Total		50	100.0	100.0	



do you have any pandemic situation?

		Frequency	Percent	Valid Percent	Cumulative Percent
Valid	yes	13	26.0	26.0	26.0
	no	37	74.0	74.0	100.0
Total		50	100.0	100.0	



what is your profession?

		Frequency	Percent	Valid Percent	Cumulative Percent
Valid	student	44	88.0	88.0	88.0
	working profession	6	12.0	12.0	100.0
Total		50	100.0	100.0	

Where are you from?

		Frequency	Percent	Valid Percent	Cumulative Percent
Valid	village	20	40.0	40.0	40.0
	city	30	60.0	60.0	100.0
	Total	50	100.0	100.0	

Where are you living right now?

		Frequency	Percent	Valid Percent	Cumulative Percent
Valid	home	32	64.0	64.0	64.0
	hostel	13	26.0	26.0	90.0
	relative home	5	10.0	10.0	100.0
	Total	50	100.0	100.0	

Do you know about crime?

		Frequency	Percent	Valid Percent	Cumulative Percent
Valid	yes	47	94.0	94.0	94.0
	no	3	6.0	6.0	100.0
	Total	50	100.0	100.0	

do you have the knowledge about fear of crime ?

		Frequency	Percent	Valid Percent	Cumulative Percent
Valid	yes	41	82.0	82.0	82.0
	no	9	18.0	18.0	100.0
Total		50	100.0	100.0	



have you been victimized by any crime?.

		Frequency	Percent	Valid Percent	Cumulative Percent
Valid	yes	11	22.0	22.0	22.0
	no	39	78.0	78.0	100.0
Total		50	100.0	100.0	




if yes did you complaint about the crime ?

		Frequency	Percent	Valid Percent	Cumulative Percent
Valid	yes	7	14.0	14.0	14.0
	no	43	86.0	86.0	100.0
Total		50	100.0	100.0	

have you been in relationship with anyone?

		Frequency	Percent	Valid Percent	Cumulative Percent
Valid	yes	9	18.0	18.0	18.0
	no	41	82.0	82.0	100.0
	Total	50	100.0	100.0	



whether you have victimized by your relationship partener?

		Frequency	Percent	Valid Percent	Cumulative Percent
Valid	agree	5	10.0	10.0	10.0
	disagree	45	90.0	90.0	100.0
	Total	50	100.0	100.0	




how do you react if crime happend near you?

		Frequency	Percent	Valid Percent	Cumulative Percent
Valid	angry	36	72.0	72.0	72.0
	sad	10	20.0	20.0	92.0
	other	4	8.0	8.0	100.0
	Total	50	100.0	100.0	

if yes specify about the crime?

		Frequency	Percent	Valid Percent	Cumulative Percent
Valid	eve teasing	20	40.0	40.0	40.0
	chain snatching	7	14.0	14.0	54.0
	sexual assault	11	22.0	22.0	76.0
	others	12	24.0	24.0	100.0
	Total	50	100.0	100.0	



have you got any solution for the crime that happened to you? if yes specify?

		Frequency	Percent	Valid Percent	Cumulative Percent
Valid	counselling	12	24.0	24.0	24.0
	suggestion from elder people	30	60.0	60.0	84.0
	victim assistance	8	16.0	16.0	100.0
	Total	50	100.0	100.0	

do this crime scares you?

		Frequency	Percent	Valid Percent	Cumulative Percent
Valid	yes	22	44.0	44.0	44.0
	no	28	56.0	56.0	100.0
	Total	50	100.0	100.0	

do you aware of the law in fear of crime complaints steps?

		Frequency	Percent	Valid Percent	Cumulative Percent
Valid	yes	28	56.0	56.0	56.0
	no	22	44.0	44.0	100.0
	Total	50	100.0	100.0	

did the police encouraged you in giving complaints?

		Frequency	Percent	Valid Percent	Cumulative Percent
Valid	yes	25	50.0	50.0	50.0
	no	25	50.0	50.0	100.0
	Total	50	100.0	100.0	

do you know about major laws in fear of crime?

		Frequency	Percent	Valid Percent	Cumulative Percent
Valid	yes	24	48.0	48.0	48.0
	no	26	52.0	52.0	100.0
	Total	50	100.0	100.0	

have you faced any crime in childhood?

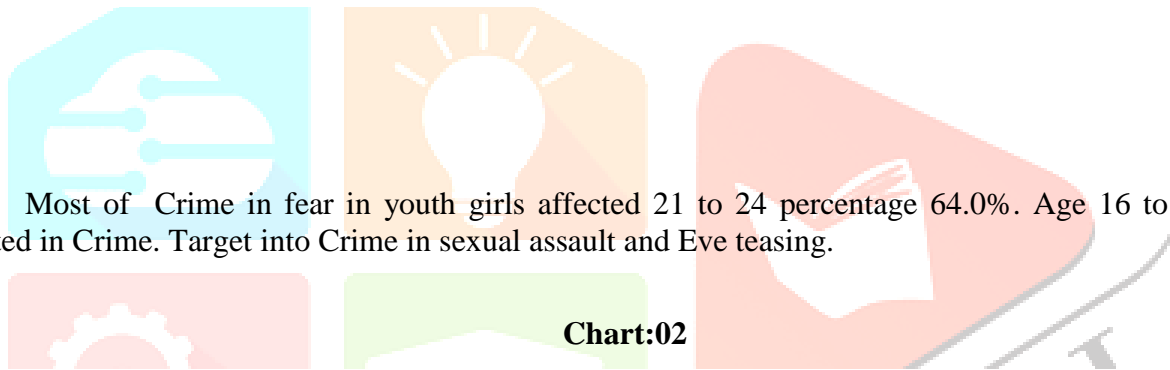
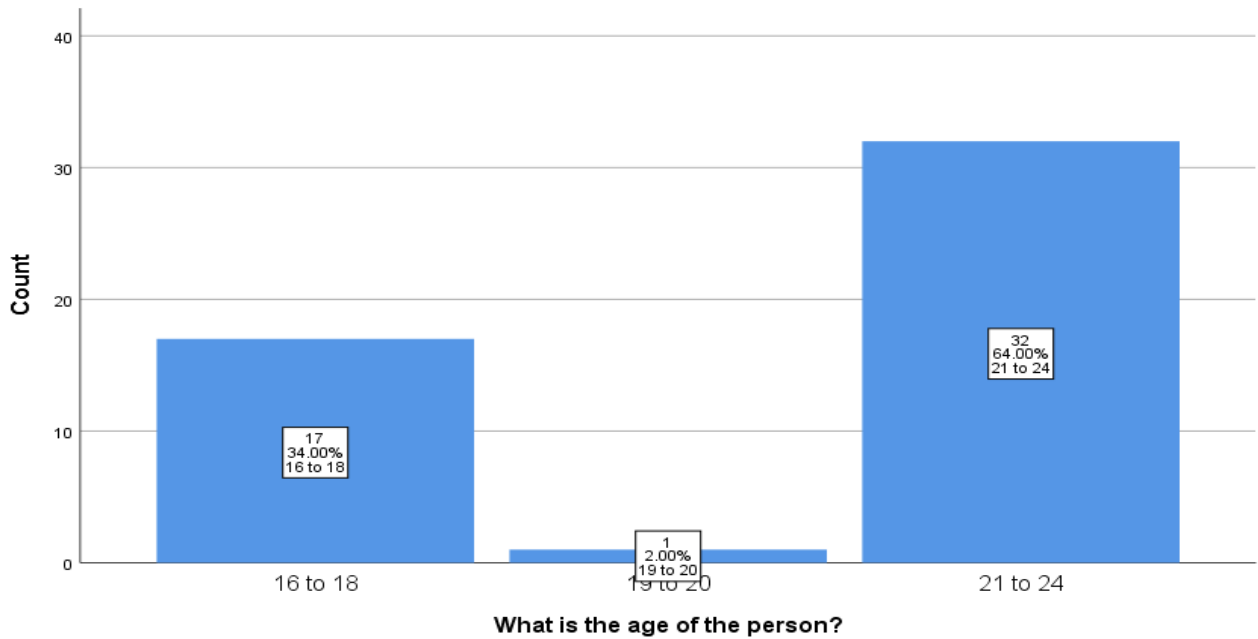
		Frequency	Percent	Valid Percent	Cumulative Percent
Valid	yes	14	28.0	28.0	28.0
	no	36	72.0	72.0	100.0
	Total	50	100.0	100.0	

do you have the knowledge of prevention method to escape from the crime?

		Frequency	Percent	Valid Percent	Cumulative Percent
Valid	agree	26	52.0	52.0	52.0
	disagree	10	20.0	20.0	72.0
	neutral	14	28.0	28.0	100.0
	Total	50	100.0	100.0	

PIE DIAGRAM AND BAR CHART

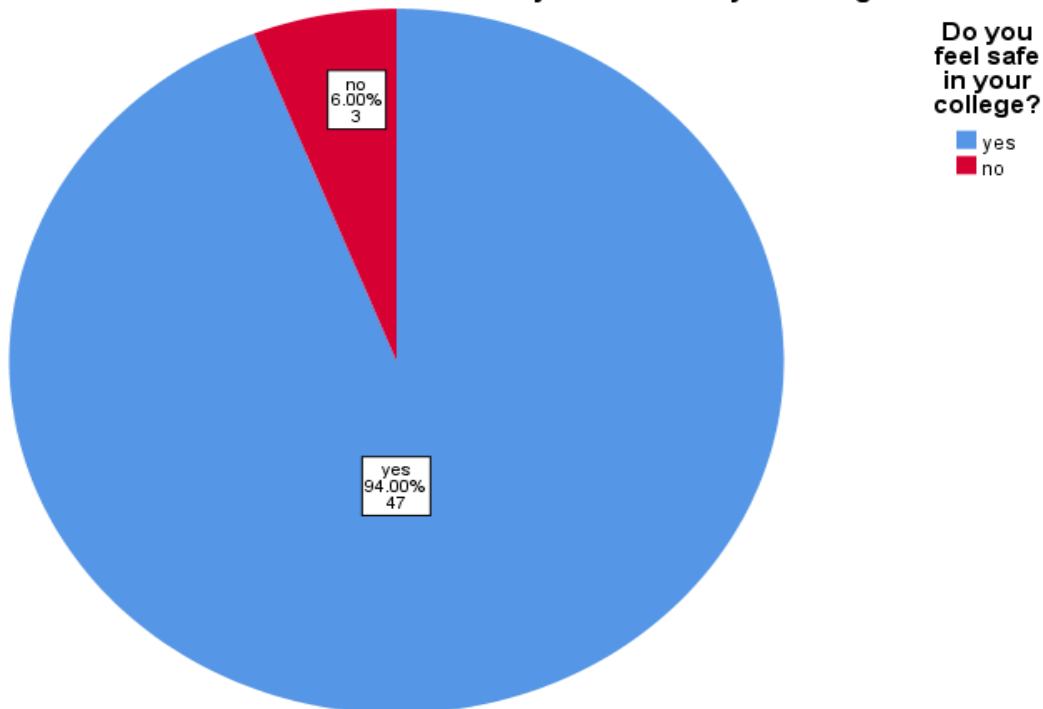
Chart:01



Most of Crime in fear in youth girls affected 21 to 24 percentage 64.0%. Age 16 to 18 Neutral affected in Crime. Target into Crime in sexual assault and Eve teasing.

Chart:02

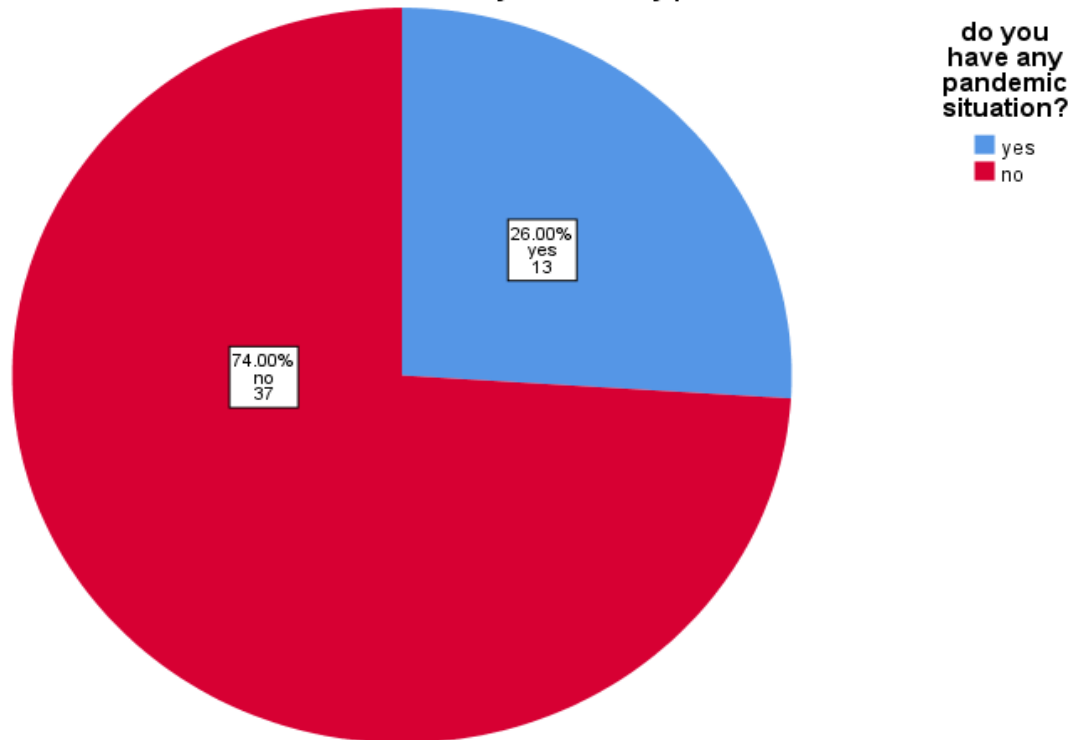
Pie Chart Percent of Do you feel safe in your college?



Most of Crime in Fear Youth Girl affected Age 21 to 24 percentage 64.0 %. Age 16 to 18 Neutral affected in Crime. Target into Crime in Sexual Assault and Eve Teasing

Chart:03

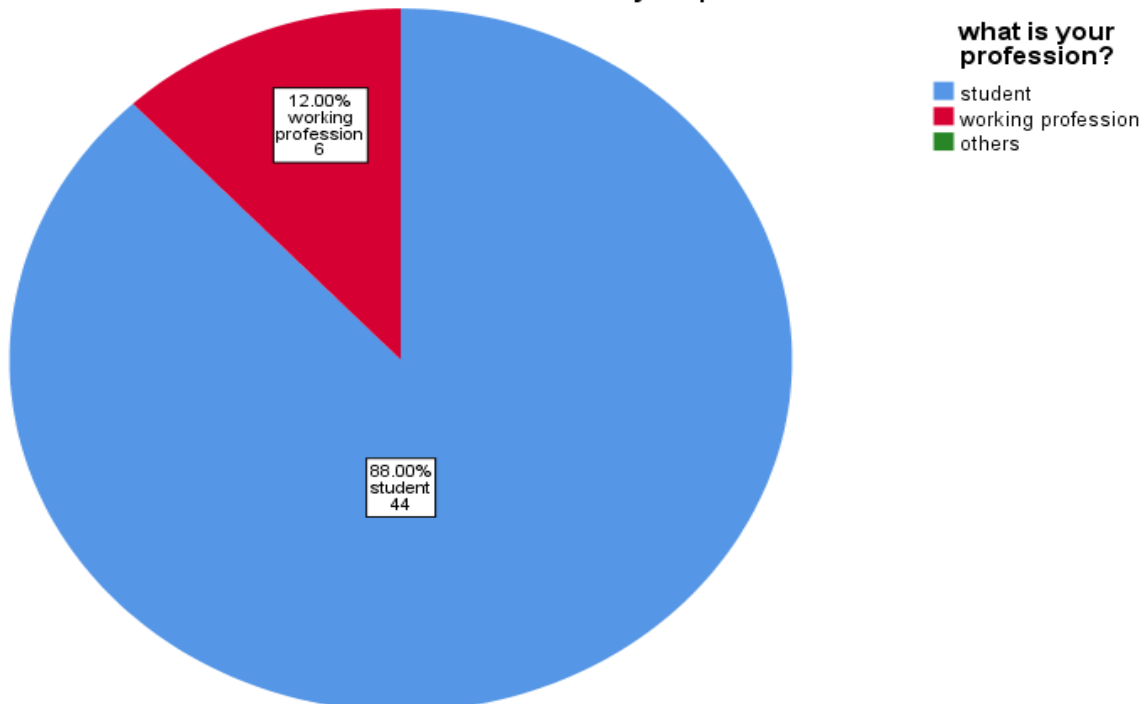
Pie Chart Count of do you have any pandemic situation?



Many Girls don't want to share the problems easily. They afraid to share the information. Psychological Affected problem, Anxiety, Scare Frustration

Chart:04

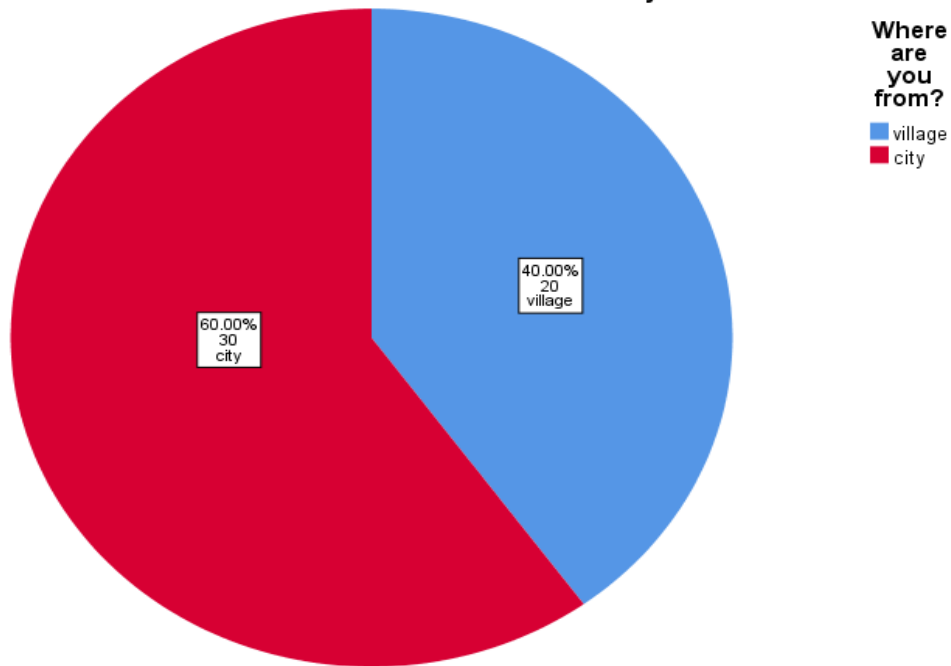
Pie Chart Count of what is your profession?



Student College 88.0 % of the Survey. Working Profession 12.0 %. Working Profession is Office, House Keeping

Chart:05

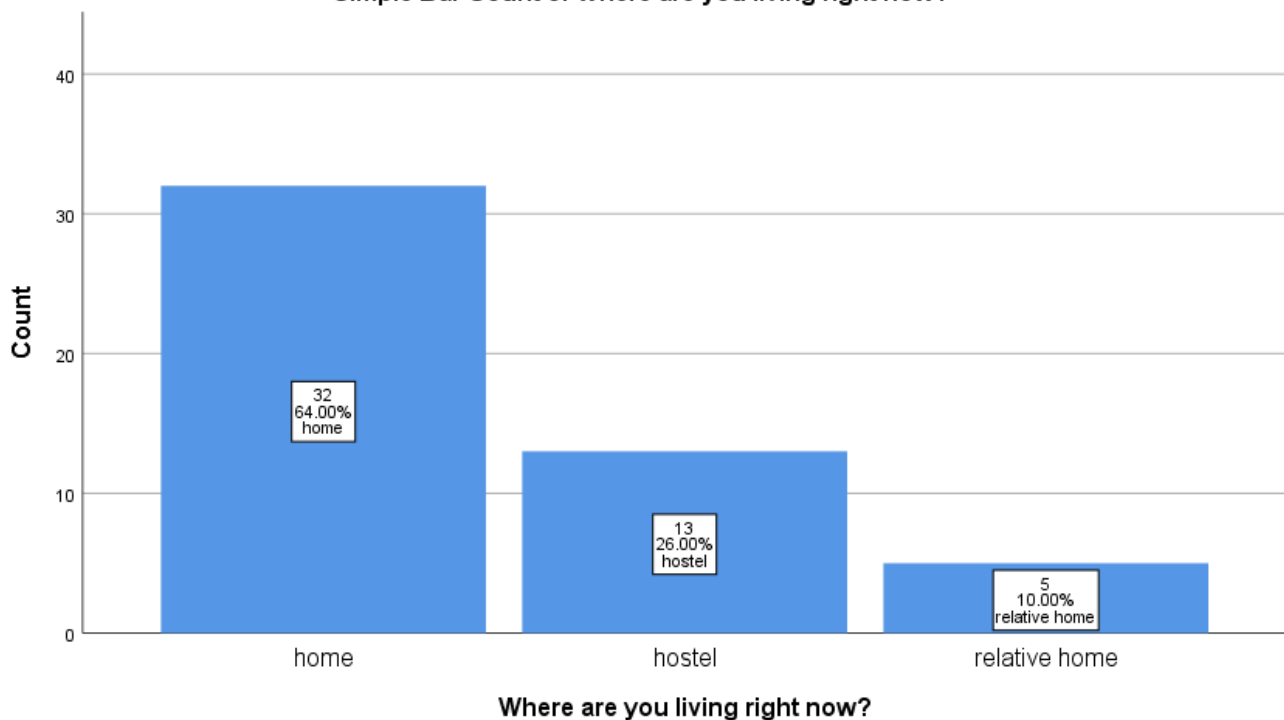
Pie Chart Count of Where are you from?



Village person 40.0 percentage Working and College profession. City 60.0 percentage. Mostly affected fear of crime village person. Fear to person no speaking each other. Come to city finding Job or college training village person. Mishandle by local stranger it's used to abuse.

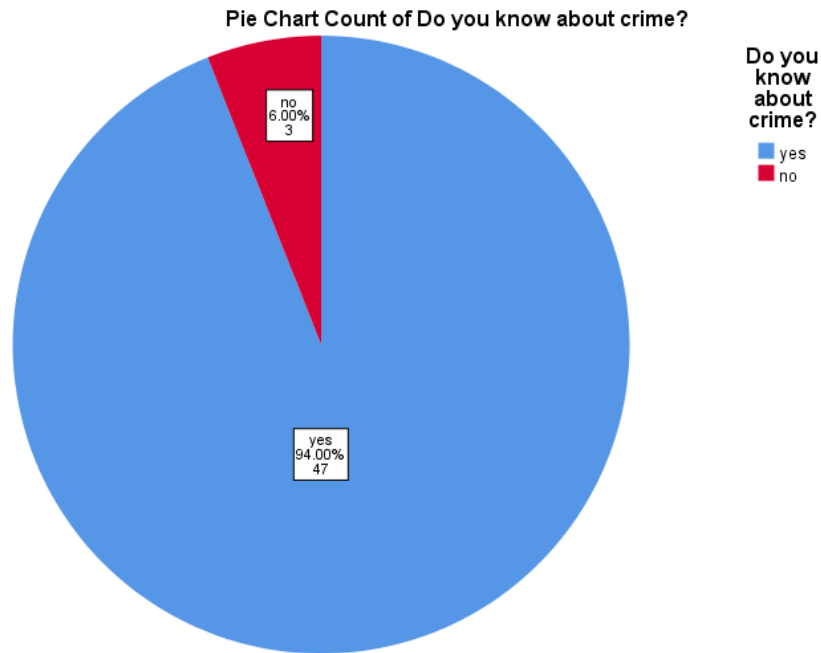
Chart:06

Simple Bar Count of Where are you living right now?



In Home 64.0 percentage Chennai. In Hostel stayed Girls 26.0 percentage. In Relative Home 10.0 percentage

Chart:07



Most of the Girls told 94.0 percentage Crime. Affected in Bus, Train, Sexual Abuse in Old age people. Some Girls told No 6.0 %

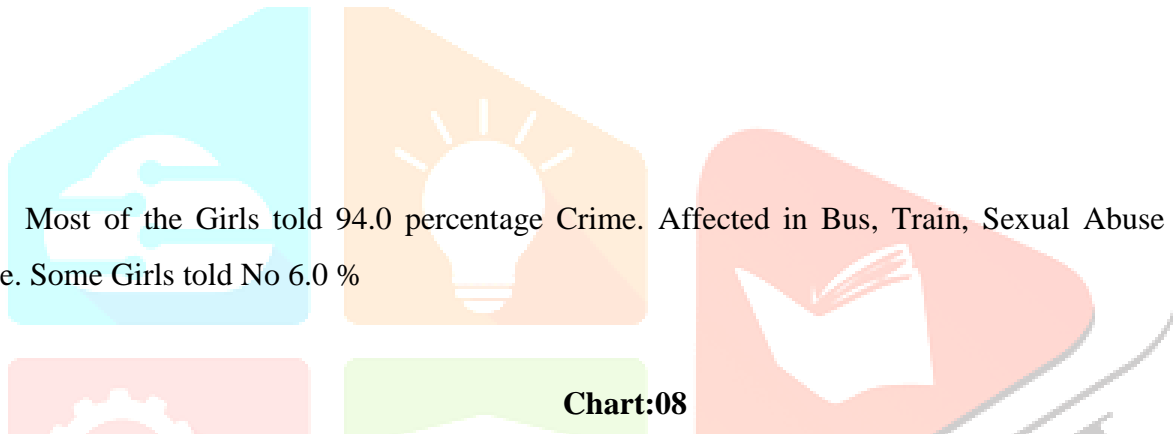
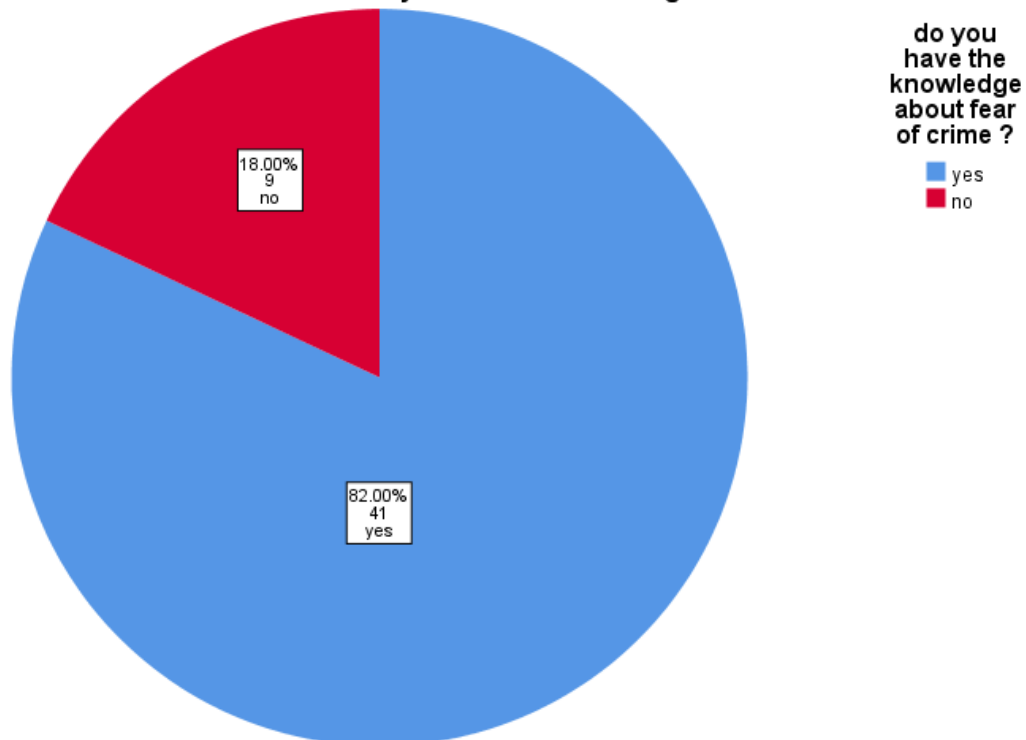


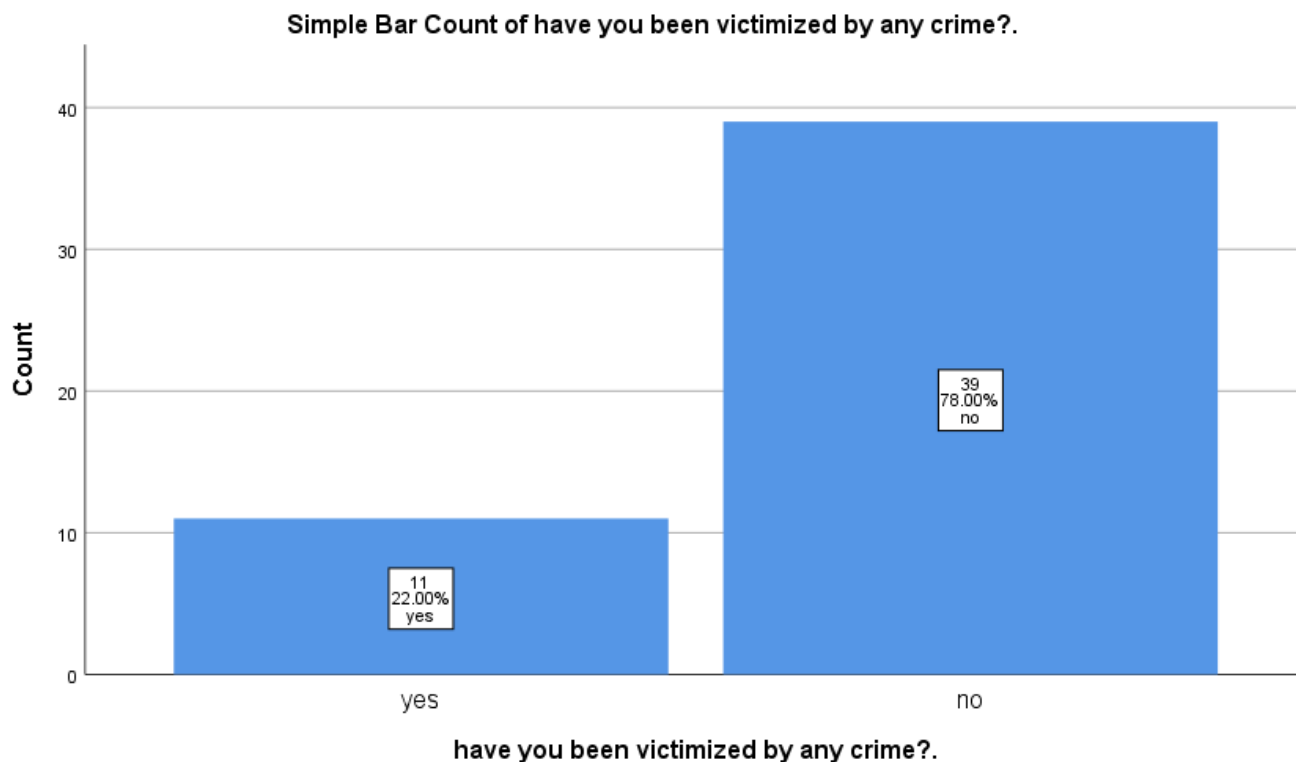
Chart:08

Pie Chart Count of do you have the knowledge about fear of crime ?



82.0 percentage knowledge about Fear of Crime. Handle the Pressure of Crime tell to family members. Counseling, of Fear of Crime Awareness Program. Suggestion of Elder people.

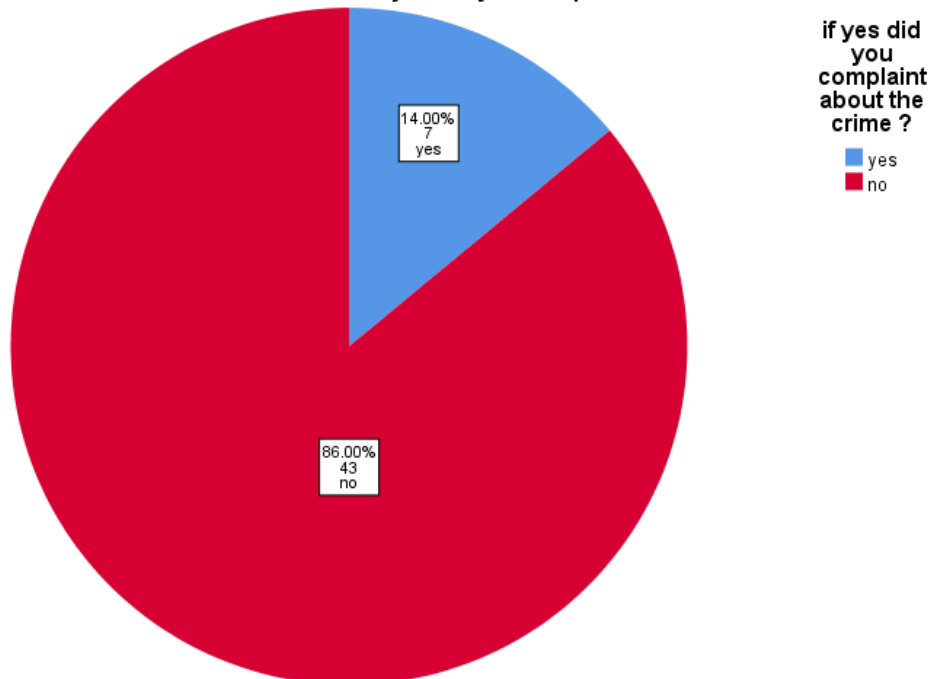
Chart:09



22.0 percentage girls affected in Crime. Sexual Abuse, Eve Teasing, Blackmail, Photo Morphing.
78.0 percentage No affected in any crime

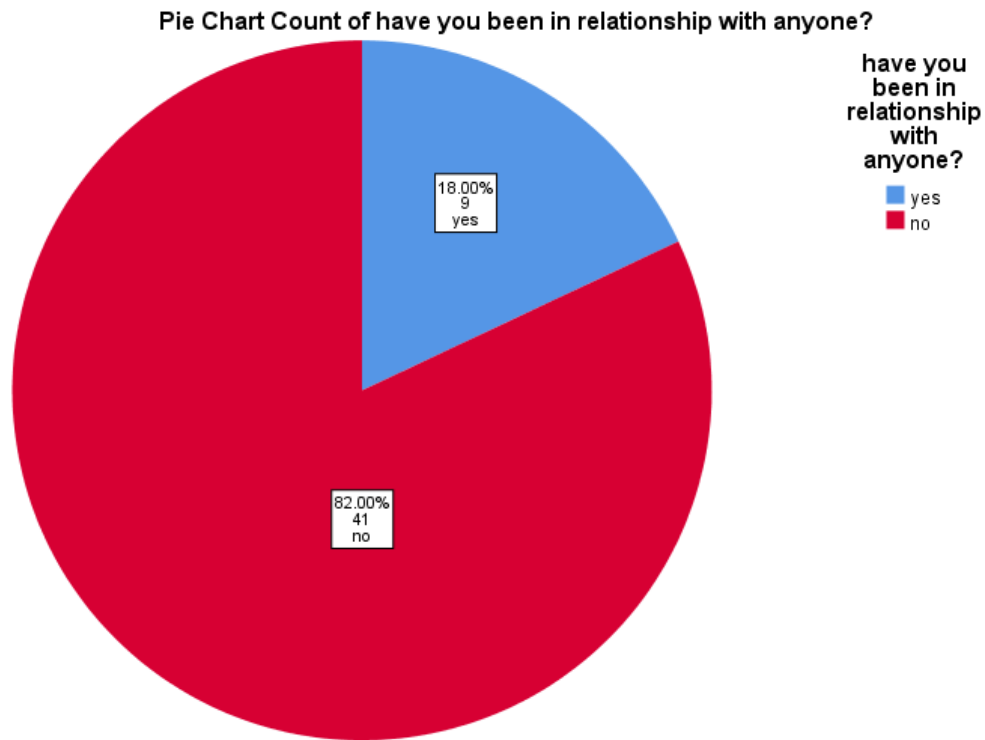
Chart:10

Pie Chart Count of if yes did you complaint about the crime ?



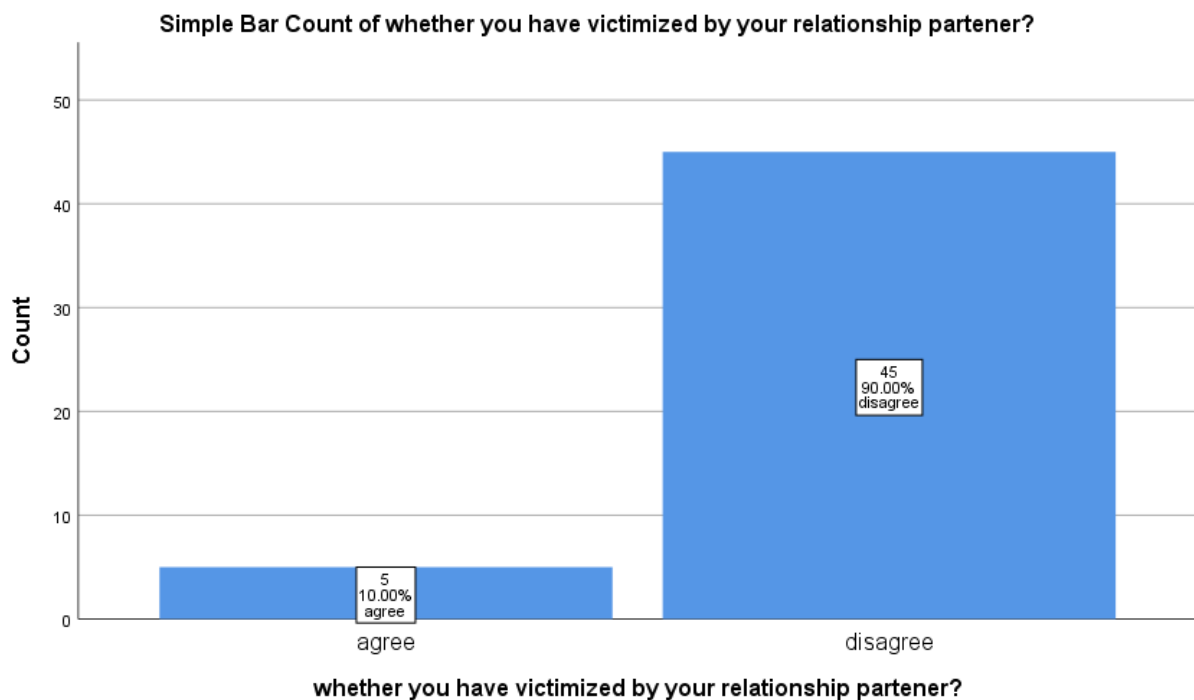
86.0 percentage No Complaint about Crime. Complaint Steps and Major Laws Awareness Program. Write letter steps to Police and Investigate or not, Case Counseling

Chart:11



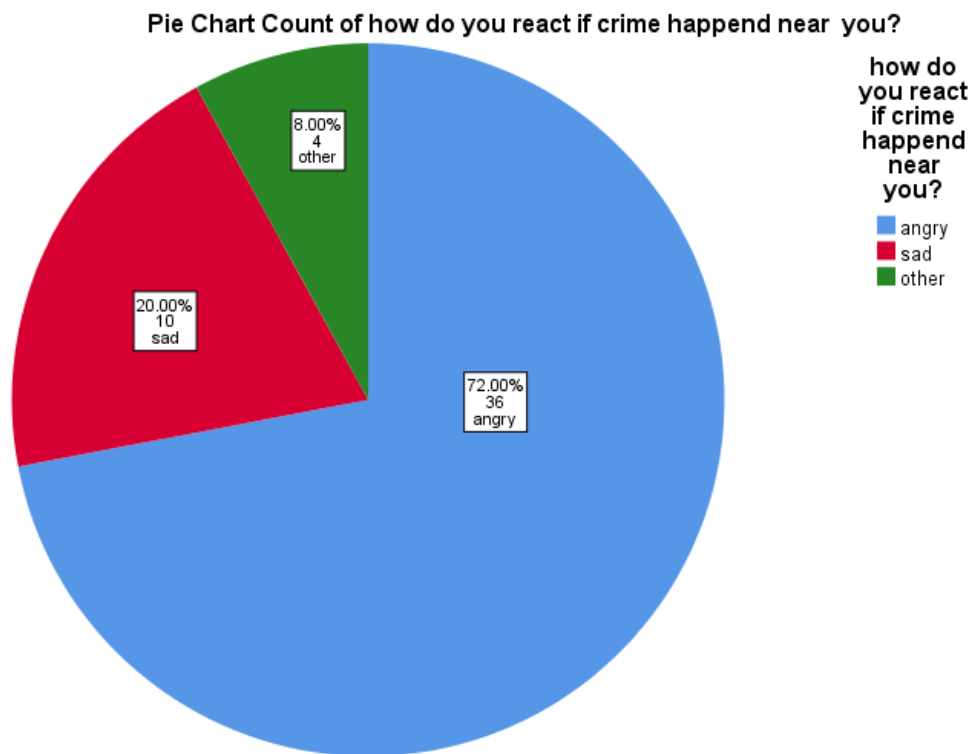
82% percentage Girls say No. 18.0 percentage of boy friends and Physical relationship. Physical relationship person to affected problem cheating, Take video and money threatening, Black mail and Bargaining.

Chart:12



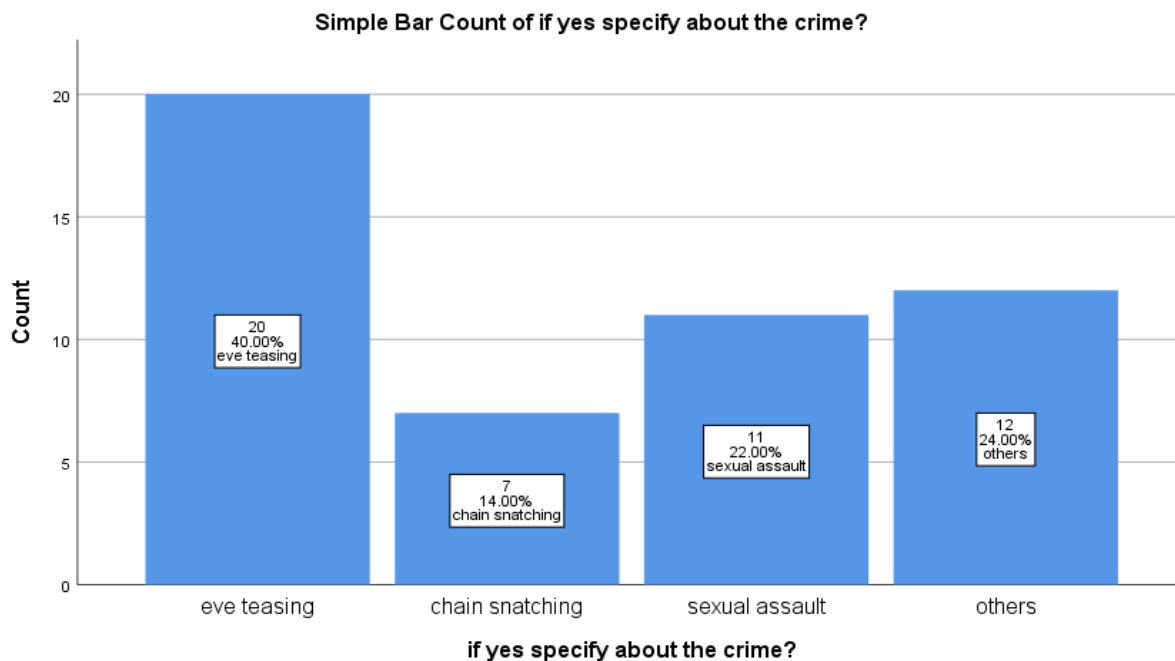
Disagree 90.0 percentage. 10 percentage victimized in a relationship. Threatening and Black photo morphing. Money bargain torture everyday

Chart:13



72 percentage react to Crime in spot. Some Abuse in bus, Eve teasing easy to react. Fear of Crime 8.0 percentage. Sad 20 percentage Anxiety Crime Cry and Depression

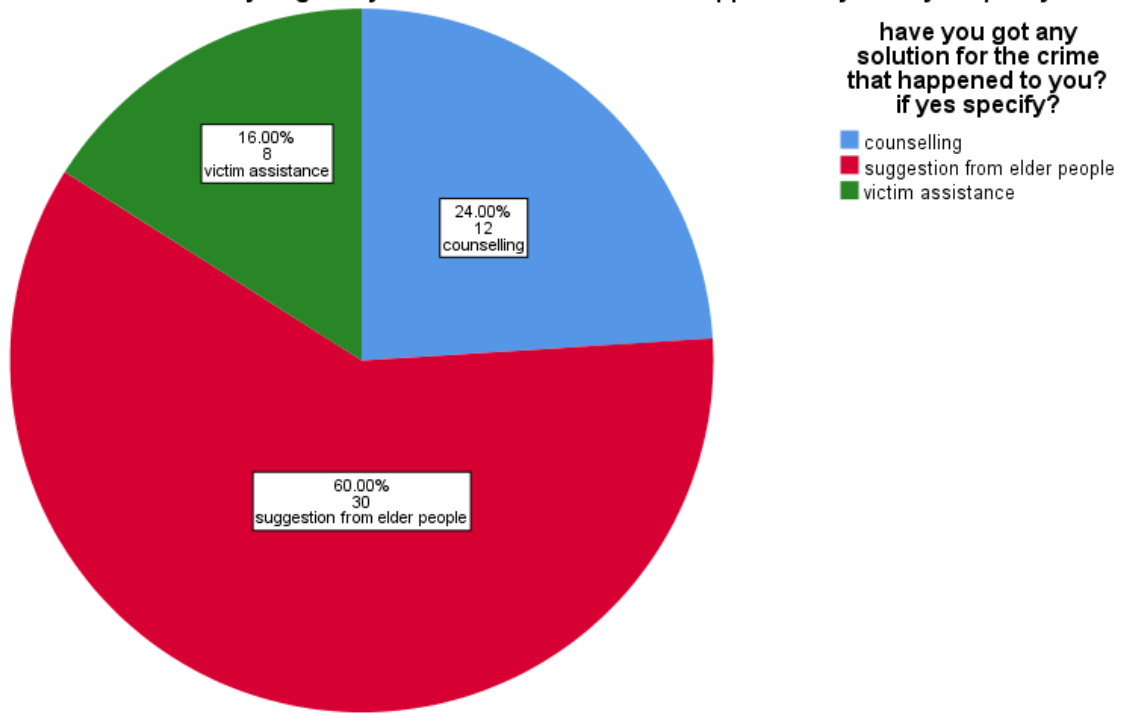
Chart:14



Eve Teasing 40.0 percentage girl affected college body shaming, No speaking relevant. Not handle the proper situation. Chain snatching 14.0 percentage in local area of walk in alone targeted for chain snatching. Sexual assault facing 22.0 percentage

Chart:15

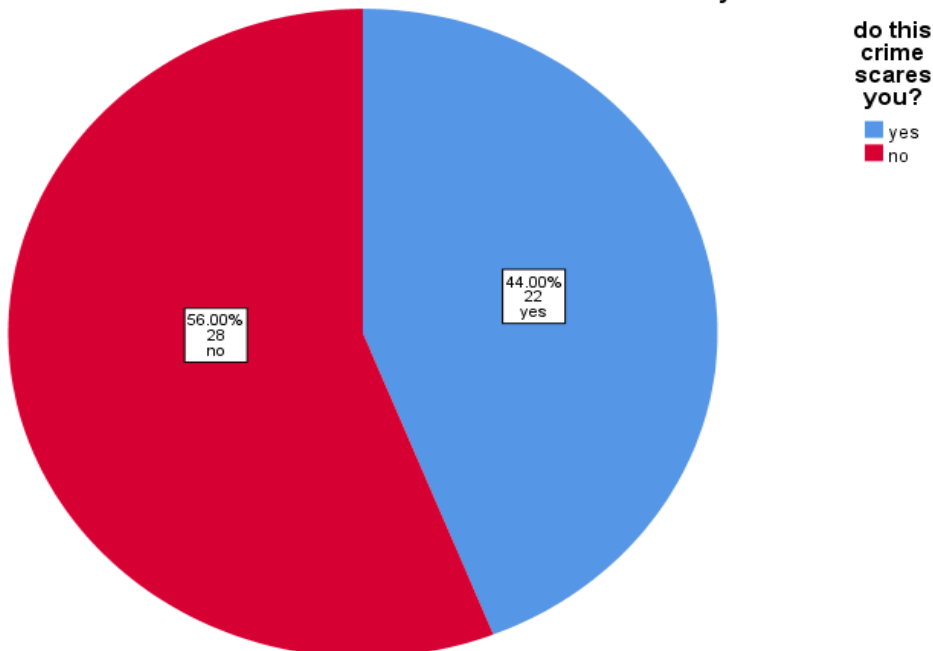
Pie Chart Count of have you got any solution for the crime that happened to you? if yes specify?



24.0 percentage counseling to Awareness program. Law awareness program. Suggestion from elder people Grandfather, Brother, Father, Mother and Your solved to talk with family members. Victim assistance 16.0 percentage affected in Crime on public places.

Chart:16

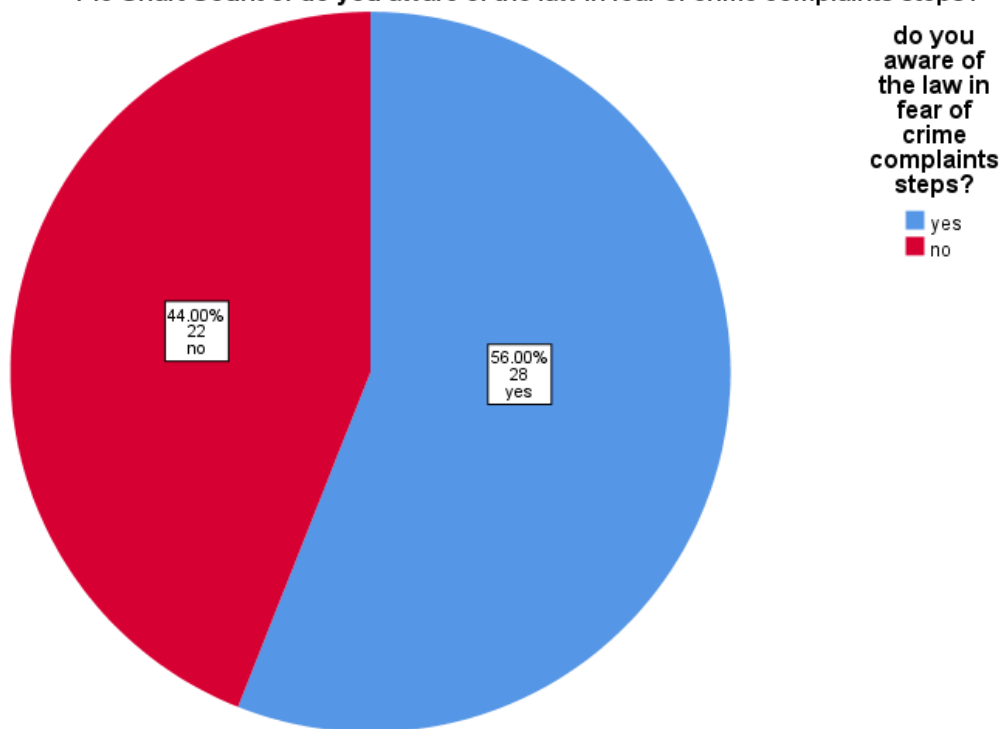
Pie Chart Count of do this crime scares you?



Yes. 44.0 percentage Night standing alone in Street with fear. No. 56.0 percentage Comfortable zone and No scare of any crime. Scares on Drugged person and Alcoholic person standing alone in street

Chart:17

Pie Chart Count of do you aware of the law in fear of crime complaints steps?



Yes. 56.0 percentage go to Police station and File the complaints, Mails. 44.0 percentage Don't about how to complaints. Don't know about legal steps taken. Section of Crime in girls some counseling and awareness program should be arrange

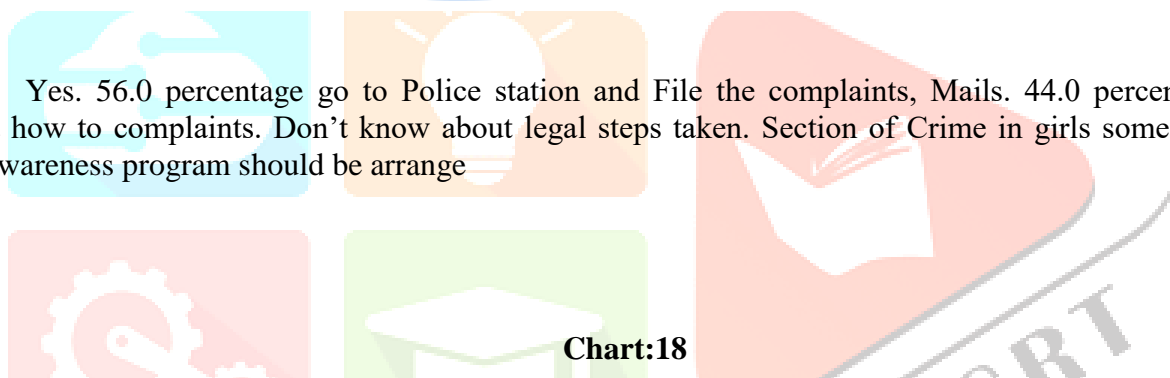
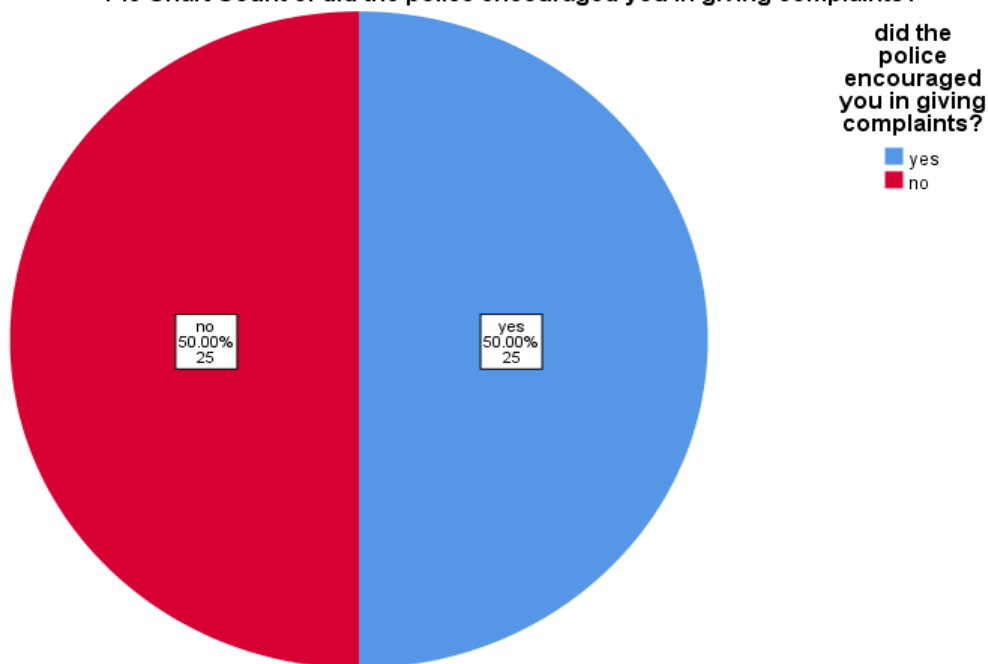


Chart:18

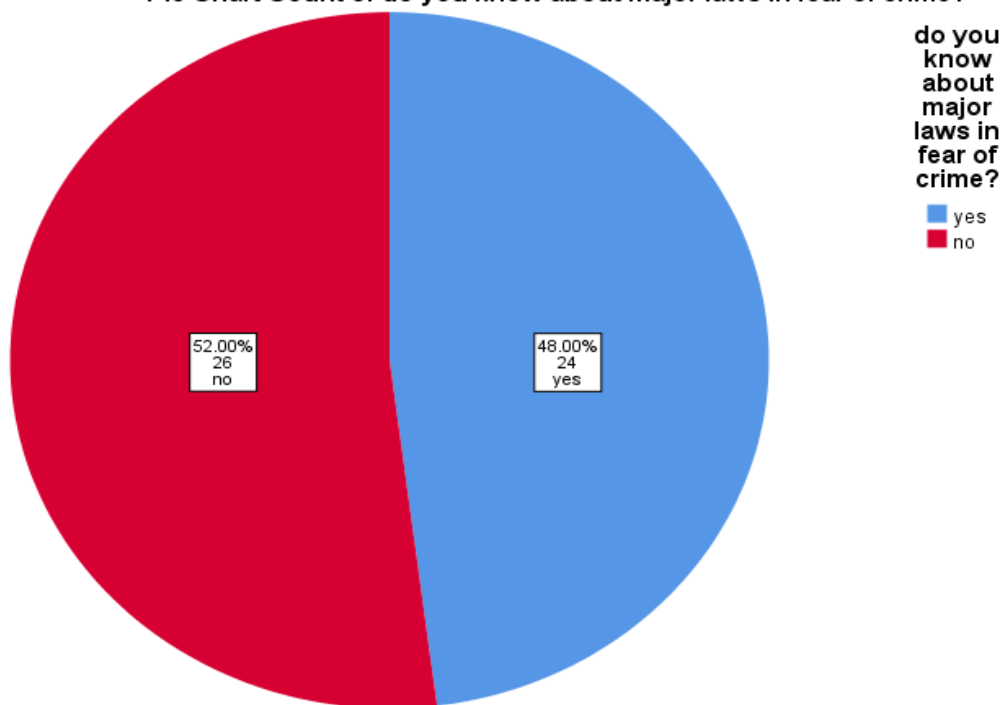
Pie Chart Count of did the police encouraged you in giving complaints?



Yes. 50.0 percentage take complaints and investigate properly. Handover the file copy of complaints immediately arrest the relevant person. 50.0 percentage not proper answer about the complaint. They said your zone not in under this area. Go and complaint on your respective zones.

Chart:19

Pie Chart Count of do you know about major laws in fear of crime?



Yes. 48.0 percentage told. Taken action complaints they know. 52.0 percentage don't know how to handle pressure. Don't know about complaint steps

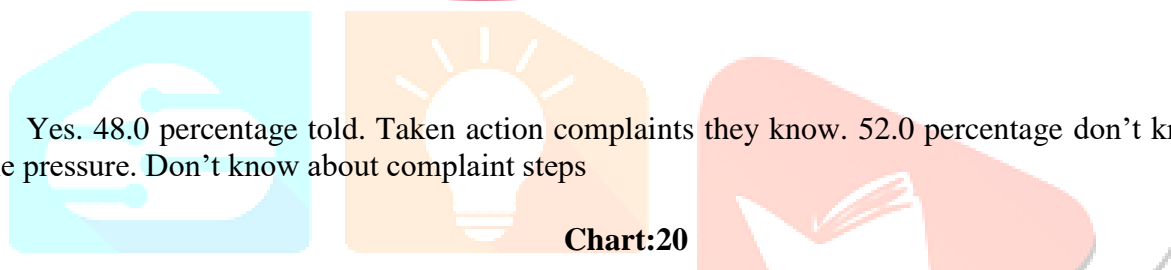
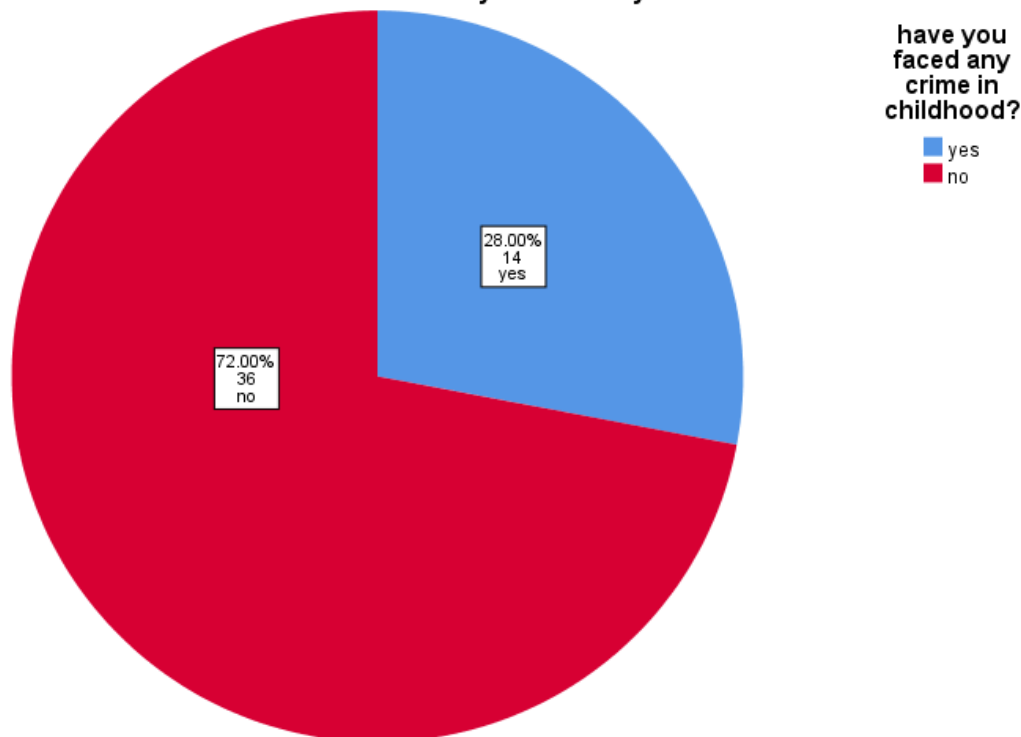


Chart:20

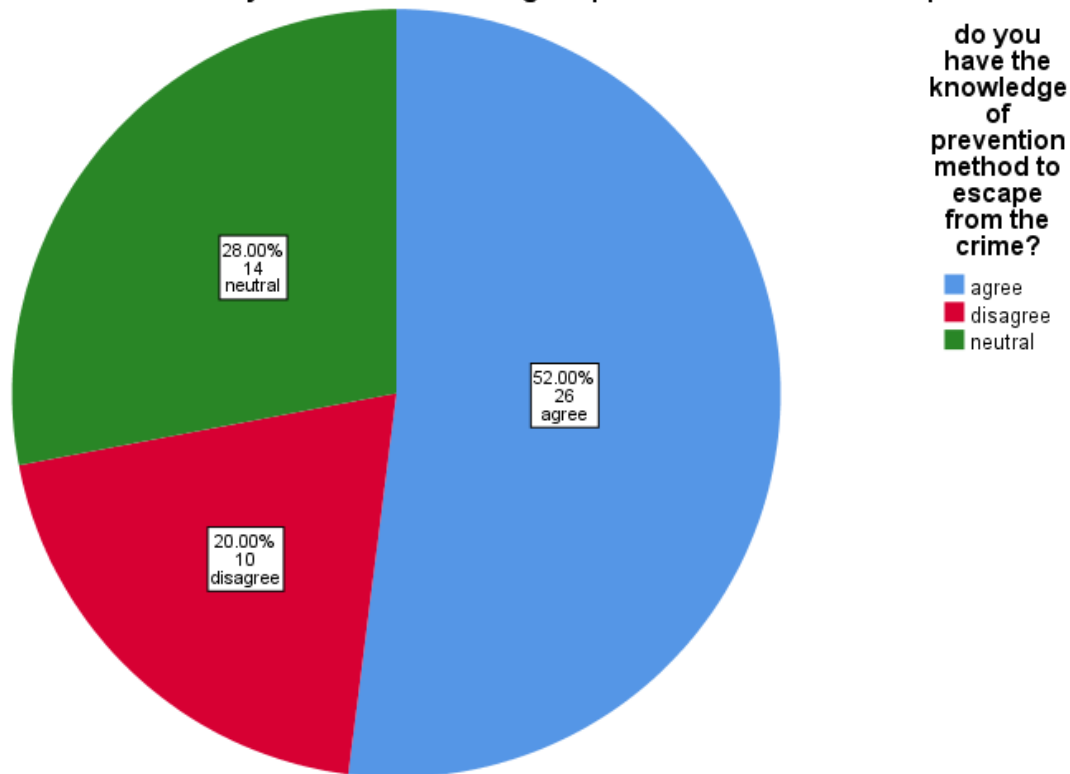
Pie Chart Count of have you faced any crime in childhood?



28.0 percentage affected in Crime sexual abuse. Neighbor, Relation, Father, Teacher in drug No conscious bad behavior. School lesson about bad touch and good touch in program and action. It is clear to handle situation easily. 72.0 percentage no affected tells in awareness and NGO programs in Women's day are normal days conducted it will be useful.

Chart:21

Pie Chart Count of do you have the knowledge of prevention method to escape from the crime?



52.0 percentage agrees situation is not easy to escape. Martial arts to prevent any time. Don't scare crime. Any situation to positive situation easy

Chapter 5 : Result and Discussion

The researcher of Fear of crime Youth Girl Major problem find out Sexual Assault and Eve teasing in Public and Transport. Some victim told that, counseling and verify problem complaint steps, suggestion for elder people and give education about the Good touch and Bad touch for students and Martial Classes conduct to every Colleges and Work places. Need awareness of basic law to Complaint steps. Fear of crime is correlated with individuals' education level, income level, race, age, duration of residence, sense of belonging to the place of residence, and most of all with their gender. However, gender is one of the most salient individual characteristics that impacts fear of crime. According to current studies, women are more fearful of crime than men. It has been found that although men have more chance of being victimized.

Discussion

Females were more likely to engage in precautionary behaviors, but less likely to engage in risky behaviors. Fear of crime was not a significant predictor of the use of precautionary behaviors. Additionally, respondents who had a perceived lack of safety were more likely to use precautionary behaviors and engage in them more often. Fear of Crime youth girl method is Quantitative method Snowball techniques. Survey of 18-24 youth girl and major finding problem is Eve teasing and Murder various problem significance problem. Women often report levels of fear of crime that are two to three times higher than men's. Women have been shown to have lower victimization risks for all crimes except rape and sexual assault. Women's rape and sexual assault rates are ten times higher men's, and as a result of this elevated risk of victimization, they fear rape and sexual assault more than any other crime.

Chapter 6 : Summary, Conclusion and References

6.1 SUMMARY

The researcher take surveys and interview method Snowball Techniques crime prevention of the data Young women are taught strategies keep themselves safe, and this idea is instilled in them at a young age higher levels of Fear of crime in Women.

Although males are more likely than females to be Victim of Crime females are substantially more fearful of Crime than females.

In many surveys, the elderly women express the most fear of crime. Fear of Crime also lead to restriction in outdoor activities including Walking and Cycling, Risk of cardiovascular disease, poor mental health and poorer physical.

Fear of Crime has emerged as a significance issue much research has investigated the extent and distribution of fear across such social status as age, sex, class and race various across sites and situation – fear between cities and the structural characteristics of cities Crime rates of youth girl.

This is study attempted to understand nature by harassment as experienced by young woman between ages 18 and 24 to Understand nature of harassment they faced it perceived consequences, their way of coping with it felt were needed for them to feels safer.

High level harassment were attributed to factors like prevalent attitudes towards Women and Weak implementation of have participants saw their lives as apathetic, and Women took on themselves the responsibility for staging safe.

Sexual and Gender-Based Violence Against Women in India can be traced to structural inequity between women and men based on gender stereotypes and discriminatory norms. Within this context, the spaces that women and girls can safely occupy are limited from childhood through adulthood. These restrictions on mobility adversely affect both education and employment opportunities for females. This paper focuses on the continuous threat of daily harassment and violence, including lewd comments, obscene gestures, groping, and stalking, that influence the decisions and opportunities of women and girls (and their families).

CONCLUSION

Fear of Crime youth girl method is Quantitative method Snowball techniques. Survey of 18-24 youth girl and major finding problem is Eve teasing and Murder various problem significance problem.

To prevent safety measuring Women to establishment of safety basic knowledge of the Women in crime effect and preservative methods types of preservative methods types of preservation methods have Martial arts and Counseling methods of social awareness method to determined identical problem in inside fear of crime. Age wise crime 18-24 affected in sexual affects and Eve teasing, Chain snatching. Day by day rating crime complaints and basic laws to safety prevent of the crime most transport train bus affect in crime to survey data in Quantitative measurement safety precaution.

The researcher take surveys and interview method Snowball Techniques crime prevention of the data Young women are taught strategies keep themselves safe, and this idea is instilled in them at a young age higher levels of Fear of crime in Women.

Although males are more likely than females to be Victim of Crime females are substantially more fearful of Crime than females.

In many surveys, the elderly women express the most fear of crime. Fear of Crime also lead to restriction in outdoor activities including Walking and Cycling, Risk of cardiovascular disease, poor mental health and poorer physical.

REFERENCES

- Asha Rani (1991). Investigation of a curvilinear relationship: Perceived neighborhood safety and social interaction. *Sociological Focus*, 24, 45–57.
- Alvarez, A., (1990b). *Cautionary Tales: A Study of Young People and Crime in Edinburgh*, Edinburgh; Centre for Criminology, University of Edinburgh.
- Cecil C Konijnendijk Van Den Bosch (1990a). *The Edinburgh Crime Survey*, Edinburgh: The Scottish Office.
- Diederik Cops (1985). Neutralising the impact of crime. *Criminal Justice and Behaviour*, 12, 221–239.
- Eva Krulichova (1991). *Neighborhood conditions and perceptions of safety*. Paper presented to the Annual Meeting of the American Society of Criminology, San Francisco.
- Joseph A. Schafer (1983). The impact of a crime wave: perceptions, fear and confidence in the police. *Law and Society Review*, 17, 319–335.
- Maruthaveeran Sreetharan (1984). Fear of crime: the effect of improved residential security on a difficult to let estate. *Howard Journal*, 23, 170–182.
- Marian Tulloch (2004). Bullets, blades, and being afraid in Hispanic high schools: An exploratory study of the presence of weapons and fear of weapon-associated victimization among high school students in a border town. *Crime & Delinquency*, 50, 372-394.
- Renske S. Van der Gaag (1991). Fear of crime and its relationship to directly and indirectly experienced victimization: A binational comparison of models. In *Developments in Crime and Crime Control Research: German Studies on Victims, Offenders, and the Public*. (Sessar K., Kerner H-J., eds.) Springer-Verlag; New York.
- Traher Carrie Ann (1993). *Neighborhoods and crime: The dimensions of effective community control*. Lexington, MA: Lexington Books.

APPENDIX**SOCIO ECONOMIC AND GENERAL DETAILS**

- 1) What is Age of the Person ?
 - a) 16 – 18
 - b) 19-20
 - c) 21-24
- 2) What is the Gender of the Person ?
 - a) Male
 - b) Female
 - c) Others
- 3) Do you Safe in Your College ?
 - a) Yes
 - b) No
- 4) Do you Safe in Your Area ?
 - a) Yes
 - b) No
- 5) Do you have any Pandemic Situation ?
 - a) Yes
 - b) No
- 6) What is Your Profession ?
 - a) Student
 - b) Working Profession

- c) Others
- 7) Are you living with both of your parents ?
a) Yes
b) No
- 8) Do you have sibling if yes specify ?
a) Yes
b) No
- 9) Where are you from ?
a) Village
b) City
- 10) Where are you living right now ?
a) Home
b) Hostel
c) Relative Home
- 11) How you will reach the College ?
a) Bus
b) Bike
c) Train
- 12) Do you know about Crime
a) Yes
b) No
- 13) Have the knowledge about Fear of Crime ?
a) Yes
b) No
- 14) Have you been victimized by any of the Crime ?
a) Yes
b) No
- 15) If yes did you Complaint about the Crime
a) Yes
b) No
- 16) Have you been in Relationship with anyone ?
a) Yes
b) No
- 17) Whether you have victimized by your relationship partner.
a) Agree
b) Disagree
- 18) Did you have more panic situation ?
a) Yes
b) No
- 19) What is the education qualification of the person.
a) SSLC
b) HSC
c) UG
d) PG

- 20) How do you react if crime happened near you ?
a) Angry
b) Sad
c) Other
- 21) Are you aware of any of crimes in your Area ?
a) Yes
b) No
- 22) If yes specify about the Crime
a) Eve teasing
b) Chain smashing
c) Sexual Assault
d) Others
- 23) Have you get any solution for the crime that happened you. If yes specify
a) Counseling
b) Suggestion from Elder people
c) Victim Assistance
- 24) Do these Crime scares you ?
a) Yes
b) No
- 25) Do you know aware of law in Fear of Crime complaints steps
a) Yes
b) No
- 26) Did the police encouraged you in giving complaints ?
a) Yes
b) No
- 27) Relationship status ?
a) Married
b) Unmarried
- 28) Do you known major law of fear of crime ?
a) Yes
b) No
- 29) Did you faced in Crime in childhood ?
a) Yes
b) No
- 30) Have been experienced Any kind of Crime during traveling ?
a) Yes
b) No
- 31) Do you know any Martial Arts ?
a) Yes
b) No
- 32) Do you file any complaint regarding Crime ?
a) Yes
b) No

- 33) Do you have the knowledge of prevention method to escape from Crime ?
- a) Agree
 - b) Disagree
 - c) Neutral

