



# Position Of Unemployment In Rural India

A chronological study of Mirzapur urf Soorajpur, Post Kalyanpur Bainti, a gram panchayat in Raibareli, Uttar Pradesh, India .

Ayush Yadav

First Year Student

Dept. Economics

Satyawati College(E), University of Delhi, New Delhi, India

## Abstract :

Unemployment refers to a state or situation of people of different categories when an individual is left without a job, want a job, have actively sought work in and are available to start work or are out of work, have found a job and are waiting to start it. It is a reflection of static development where high population growth hasn't met the national output and becomes unproductive. This issue is one of the major challenges in India, especially in the underdeveloped regions like backward villages and towns. This paper selected Mirzapur urf Soorajpur, a village in Raibareli district from Uttar Pradesh, which is one of the most backward villages in the state despite the presence of primary resources. The balance between education and unemployment in the study area is unequal. The balance between education and unemployment in the study is unequal (Literacy Rate: 59.97%). As a result, people are engaging into poverty, drug addiction, joblessness, stress, lack of job opportunities, and most importantly not proper usage of resources available. This paper prescribes some policies which can provide some policies to enhance some job opportunities for the youth and farmers and to decrease poverty rate in the rural area.

## Index Terms:

Unemployment, Poverty, Literacy Rate, Underdeveloped, joblessness

## 1. INTRODUCTION

'One of the biggest issue of the 21<sup>st</sup> century is UNEMPLOYMENT and significant indicator of underdevelopment.

According to INTERNATIONAL LABOUR ORGANISATION (ILO),

UNEMPLOYMENT refers to " those who are Currently not working but are willing and able to work for pay , currently available to work, and have actively searching for work ."The

economic development of a country depends on a successful society where Unemployment rate is low , Economic development of a country depends on real per capita income

, country's population size, global situation, cooperation from other countries, economic priorities adopted by country. If the output is lesser than the population size then the situation generally overflowed over exploitation of natural resources, unproductive section of population is Unemployed , inequality and underdevelopment.

Unemployment also occurs any state or country of development where technological advancement curtailed both skilled and unskilled labour forces. The Unemployment rate of India and Uttar Pradesh's are 8.2% and 8.9% ( Economic survey 2022-23 , Government of India) respectively. Youth and the working people s are key of development of a country.

Socio-economic development of a country stands on them.

## 2.LITRATURE REVIEW

Unemployment is a quite normal in rural areas of a developing nation like India. In India high population pressure creates man and not MAN. MAN is such human resource which plays pivotal role in society and growth of economic development of a nation. Scarcity of such productive population brings in underdevelopment. Thus major thrust needs to be taken care to control the growth of population at any cost. Bottom-up approach here could gears up the situation where common man of India, living mostly in villages will take part in birth control. Secondly, irrespective of technological advancement, non qualified labour must be transformed into skilled labour force which by far could generate more income and development. Scope of employment in various sectors of economy should be maximized keeping in mind of ecological sustainability. Investment of industrial and service sectors in rural areas keeping in mind with the availability of local resources will offer more jobs to youth and optimum utilization of resources .

AIJRHASS is a refereed, indexed, peer-reviewed, multidisciplinary and open access journal published by International Association of Scientific Innovation and Research (IASIR), USA (An Association Unifying the Sciences, Engineering, and Applied Research

To calculate Unemployment ,

Unemployment rate = (Unemployed Workers / Total labour force) × 100

*Types of Unemployment in India:*

Disguised Unemployment: It is a phenomenon where more employed than actually needed.

It is chiefly detected in the primary and the unorganised sectors of India.

Seasonal Unemployment: It is an unemployment which occurs during certain seasons of the year. Agricultural labourers in India rarely have work throughout the year.

Structural Unemployment: It is a category of unemployment arising from the mismatch between the jobs available in the market and the skills of the available workers in the market

Cyclical Unemployment: It is a result of the business cycle, where unemployment rises during recessions and declines with economic growth.

Frictional Unemployment: The Frictional Unemployment also called as Search Unemployment, refers to the time lag between the jobs when an individual is searching for a new job or is switching between the jobs.

Vulnerable Employment: This means, people working informally, without proper job contracts and thus sans any legal protection.

### 3. Objectives

The main objective of the study are as follows –

- Identification of causes of Unemployment in rural India.
- Exploration of status of Unemployment in rural India.
- Socio- Economic condition of the Unemployed section living in rural India.
- How much government policies beneficial for people in rural India.
- How to overcome the situation of Unemployment

### 4. DATABASE AND METHODOLOGY

- Status of Unemployment in rural area is exposed here by field study , collection of primary data definite questionnaire. Taking a village Mirjapur urf Soorajpur saimbashi , Kalyanpur bainti , Raebareli (UP) as a sample.s

Given below Some methods have been taken to fulfill the objectives of research paper .

Primary data/ Sample size – By the questionnaire and the survey random on 100 peopls of village ( Total population-627 , sample size – 100)

1. Secondary data – collected data from government agencies.

2. Sample Design- Collected data by door to door visit at Village.
3. The data were interpreted by tabulation, calculation, analysis by various types of statistical techniques and quantitative techniques.
- 4.

## **6. STUDY AREA**

- Selected study area is known as Mirzapur urf Soorajpur, Post Kalyanpur Bainti, a gram panchayat in Raibareli (U.P).
- According to Census 2011 data, the area of Mirjapur Urf Soorjpur Saimbasi village is 145040. Mirjapur Urf Soorjpur Saimbasi village is pinpointed in Dalmau tehsil of Rae Bareli district in Uttar Pradesh, India. It is site 11km away from sub-district headquarter Dalmau (tehsildar office) and 38km away from district headquarter Rae Bareli.

- Gram Panchayat : Kalyanpur Baiti
- Tehsil : Dalmau
- District : Rae Bareli
- State : Uttar Pradesh
- Village code : 145040
- Block : Deen Shah Gaura

Total area is 353.62 hectares (India village dictionary villageinfo.in). Total population is 627 in which 329 are Males and 298 are female and total families are 120 ( according to census 2011) .


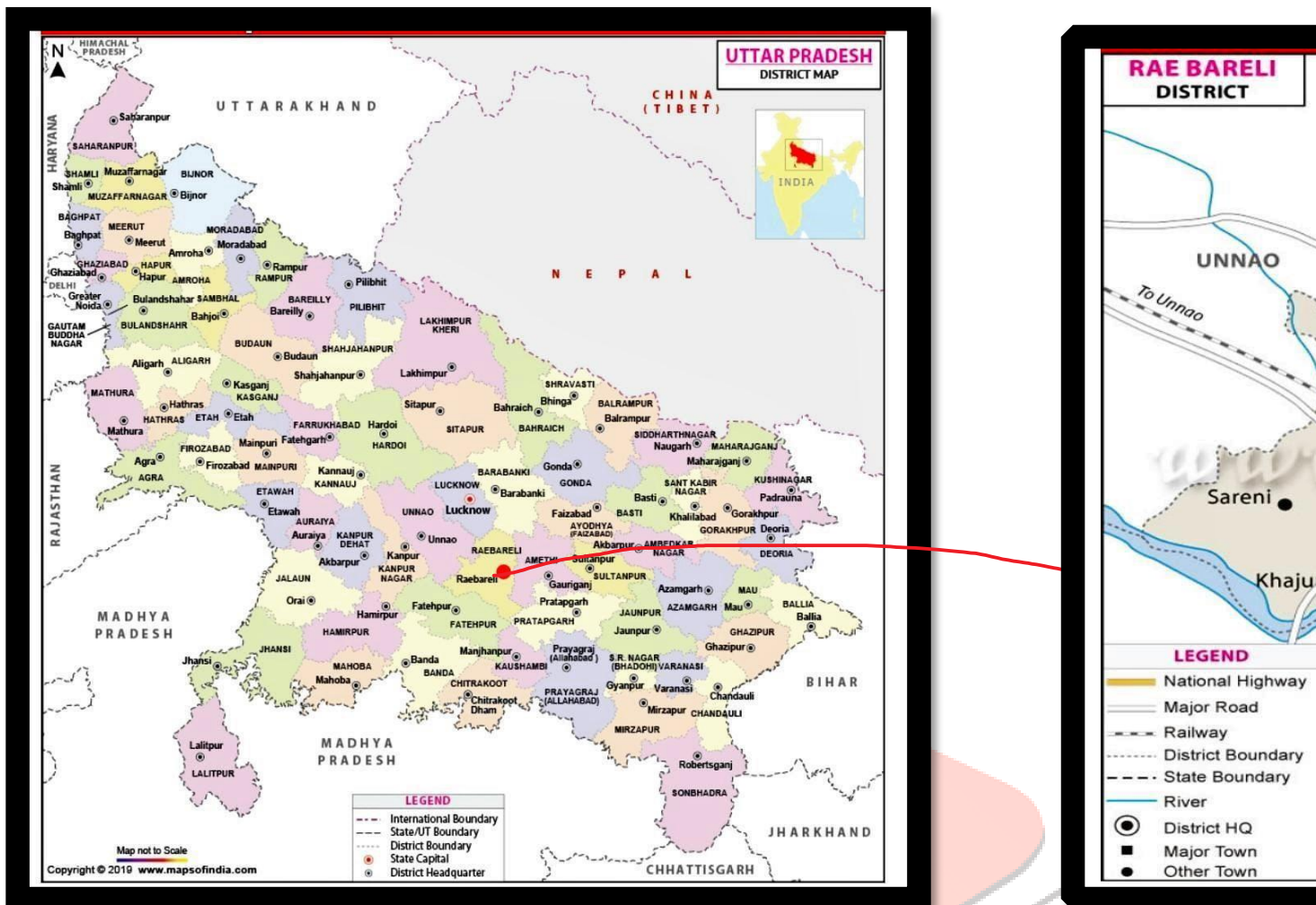


Figure.1 location of Map



# Uttar Pradesh ( in UP a district named

RAEBARELI)

Map source - <http://mapofindia.com>



## DALMAU

( in Dalmau a village  
Mirjapur urf Soorajp  
saimbashi)

MIRJAPUR U  
SOORAJPUR  
SAIMBASHI



Map source

<http://mapofindia.com>


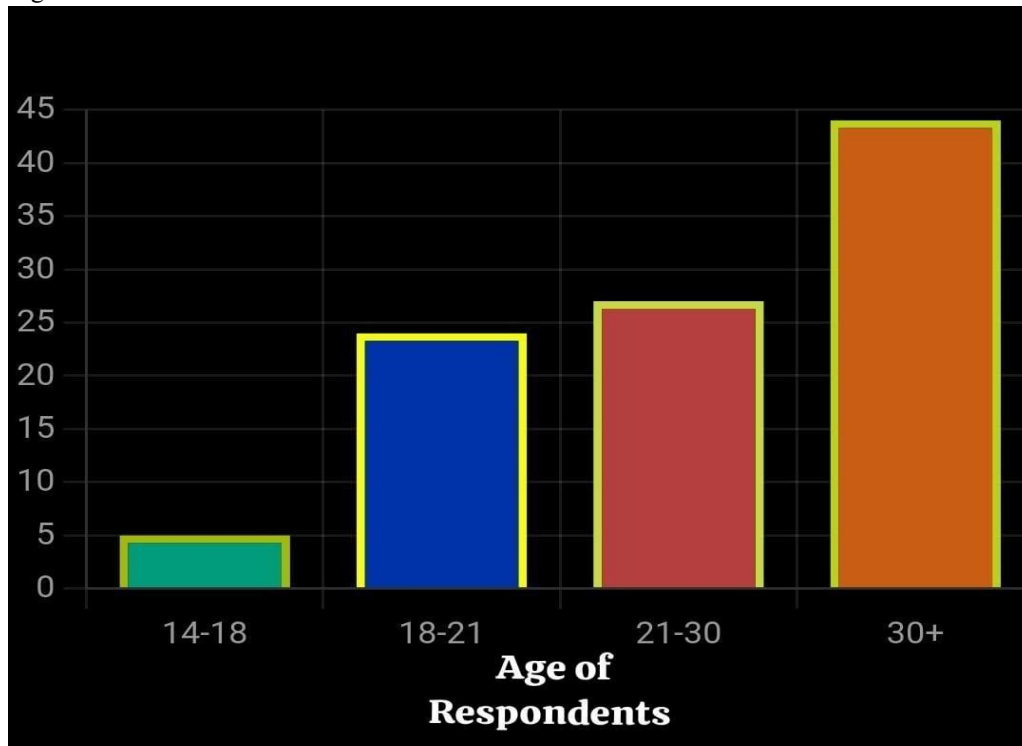
6. Tendency of unemployment in a Rural India: A case stud of Mirjapur urf Soorajpur Saimbashi , Dalmau ,Raebareli (UP)

- Primary survey has been done on the basis of a set of questionnaire on 100 peoples of village Mirjapur urf Soorajpur Saimbashi. Find out the situation and conditions of Unemployment here. Primary is based on door to door survey in which randomly I selected 100 people's in which 65 are males and 35 are female s( figure 2). The of respondents are 14-18=5 , 18-21=24, 21-30= 27, 30+ = 44
- (Figure 3). In which 46 are from nuclear family and 54 have joint Family (figure 4). To know the education status of our respondents, we asked about their education status in which we found 18% of our respondents were illetrate, 21% were primary qualified, 22% were metric pass and the same was intermediate, and only 17% were graduate (figure 5).
- Later on, we queried the employed vs unemployed ratio which was 22:78 of our respondents were unemployed (figure 6).
- Since, the unemployed ratio was too high. we asked the cause of unemployment wherein economic recession percentage was 7% , illetracy was a major cause here whose percentage was 46%, percentage of continuous depletion of forest resources as a cause was 13%, increased technology percentage was 16% and lack of opportunity percentage was 18%. (figure 7).
- Then we asked does government provide opportunities? In which 45% agreed but 55% disagreed. (figure 8).
- Then, we asked income per month of each respondent where 37% had their income between 2000-5000, 30% had their income between 5000-10000, 26% had between 10000-15000 and only 7% had their income above 15000. (figure 9)
- After personal details, we went on querying about people's opinion based on different problems arising through unemployment.
- -(fig10) in which we asked about worsening effect of unemployment on socio-economic status of family where 68% (majority) people agreed upon the talk and only a few (32%) disagreed.
- -in which we asked about worse affect of unemployment on family relationships and see what? Around 62% (majority) agreed upon bad effects of unemployment on relationships and only 38% disagreed. (fig11)
- -in which we queried about bad mental health due to unemployment where 60% (majority) agreed upon it's bad effects and only 40% disgreed (fig12).
- -in which we questioned about the cause of corruption, dishonesty and crimed as unemployment where 64% agreed on it as a cause but only 36% resisted (fig13).
- -in which we asked of education system as a cause of unemployment where 69% of people agreed it as a reason and 31% resisted (fig14)
- Later on, we questioned to know the no. of people who wanted to work and get employed where 85% of people replied Yes! They do want to work but 15% resisted to work (fig15)
- Since, youth is the hope for our future.
- We queried that do youth want to work in low wages 79% replied Yes ! They agreed to work on low wages and 21% resisted. (figure 16)

Figure 1

Figure 2

Figure 3



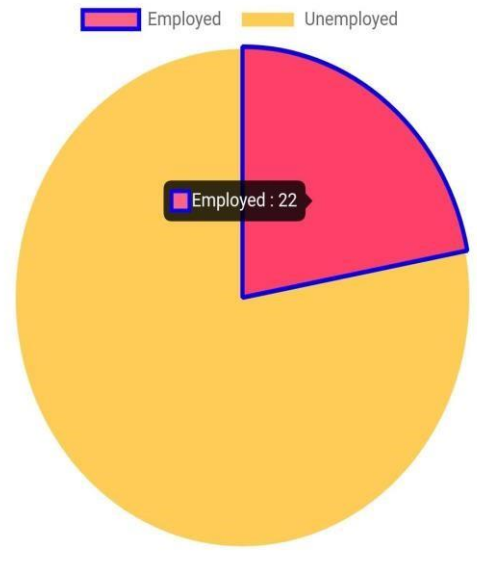
Illiterate	18
Primary	21
Metric	22
Intermediate	22
Graduate	17

Figure 4.



Figure 5

Figure 6





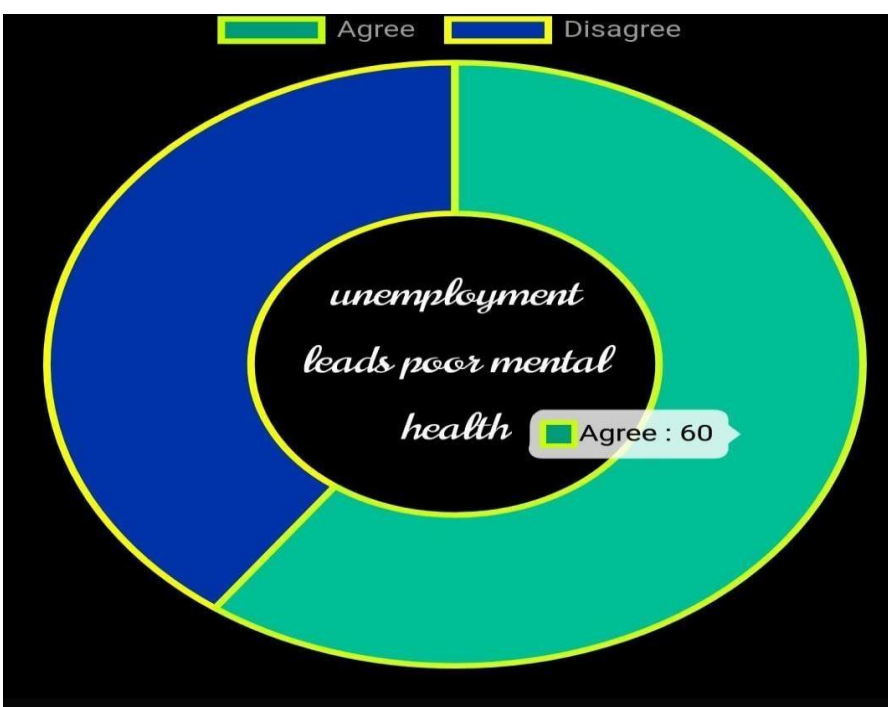


Figure 12

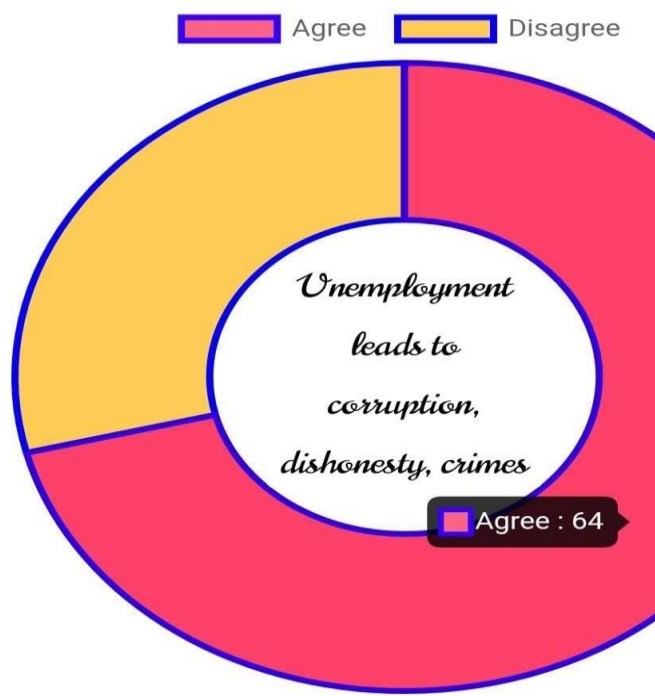


Figure 7

Figure 13

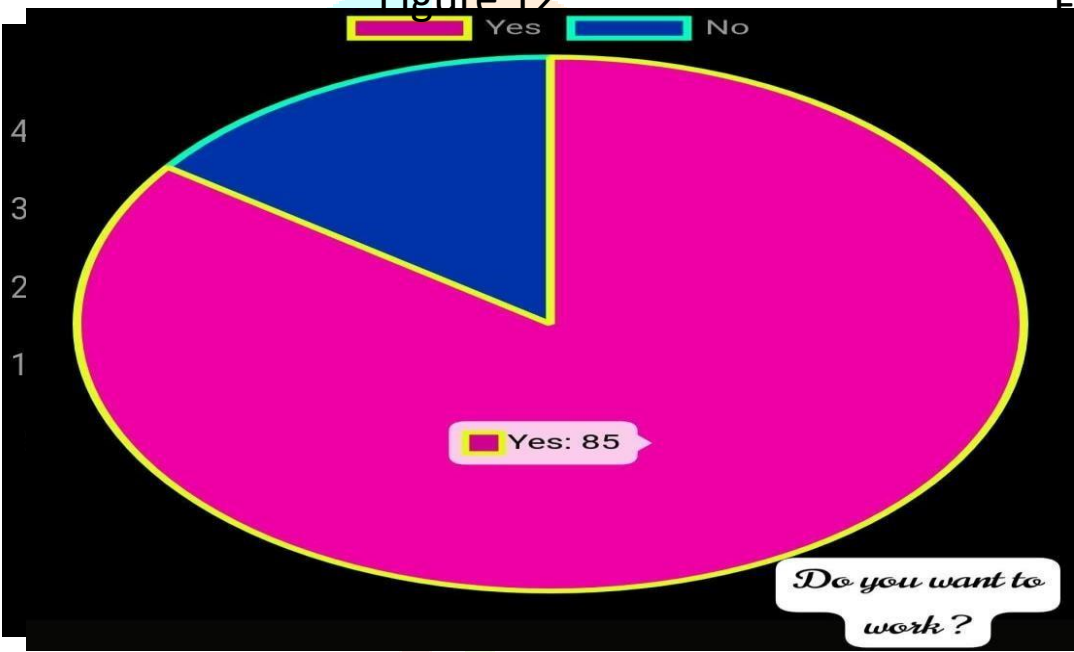
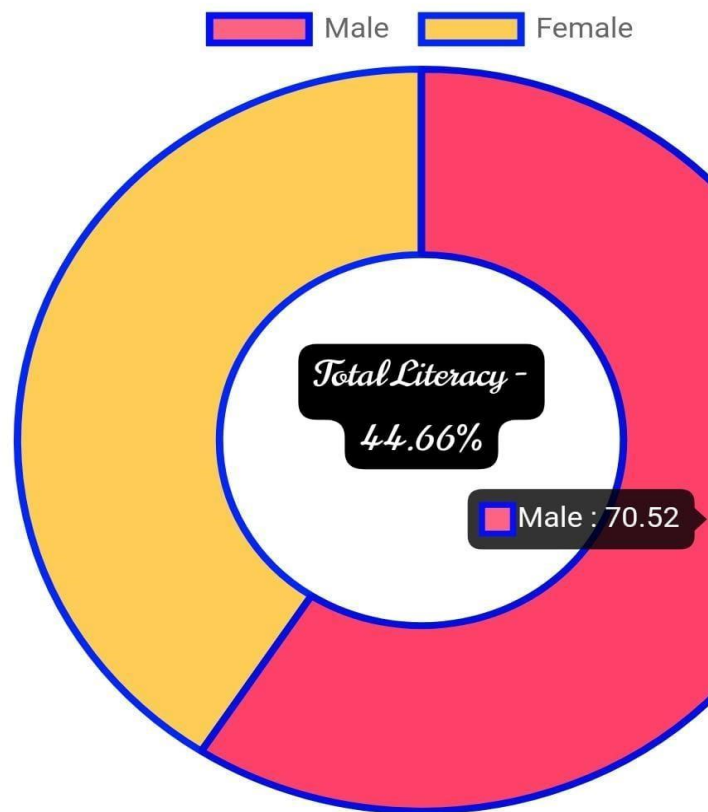
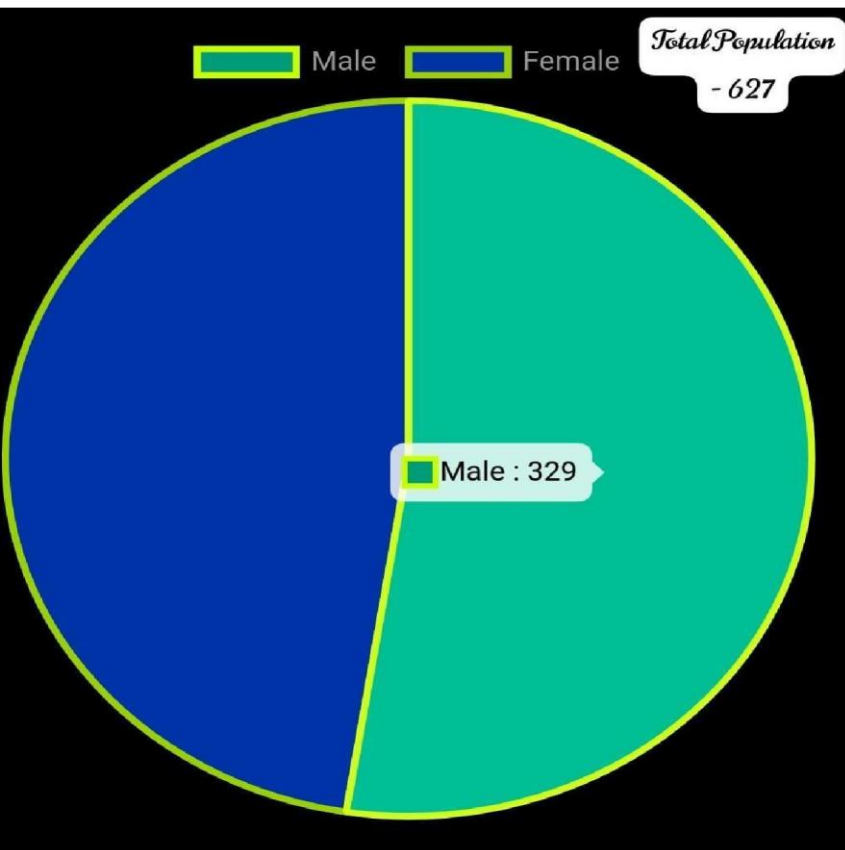


Figure 15



7. Secondary Data of Village from STATSTICAL



DEPARTMENT OF DEVELOPMENT BLOCK – DEEN SHAH GAURA

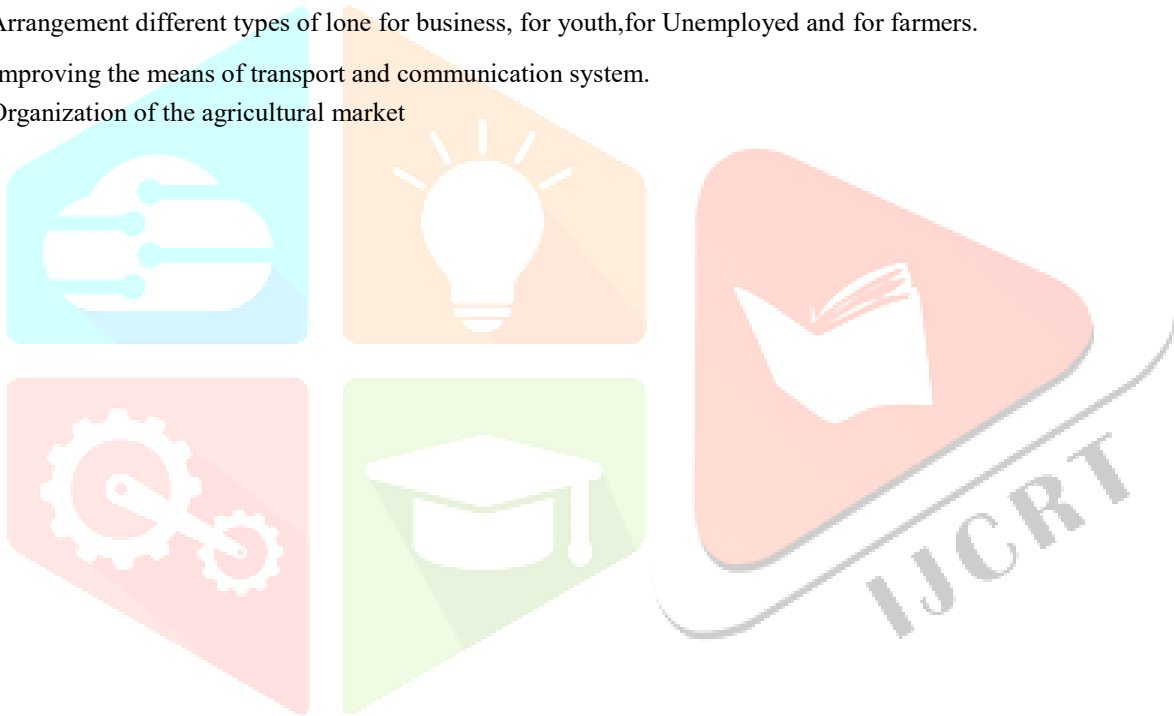
- After circulation of a questionnaire for primary data..Now,Let’s focus on certain secondary data.
- According to census 2011,As per Statistical department of development block,Deen Shah gaura,The total population of this village was 627 out of which 329 were males and remaining 298 females.Among these,only 252 people are employed in which only 172 are males and 80 females.
- The total literate population is just 44.66% in which those of males were 70.52% and that of females were 48.66%.There are a total of 135 families are below povert line (BPL) . (Figure 17)

figure-17

## 8.SOME WAYS TO OVERCOME UNEMPLOYMENT PROBLEM IN RURAL INDIA

After this investigation on the people on this rural area, we are come to conclusion with some appropriate way to reduce this problem:

- ✓ vocational Training programme in the area.
- ✓ Starts skills and creative coaching centers for youth peoples.
- ✓ Irrigation facility increase for the farmers.
- ✓ Improvement skill and training programme for labours in agriculture sector
- ✓ In this Gram Panchayat provide training to unemployment peoples that helps him to create their efficiency for jobs
- ✓ Develop industry and private sector provide jobs opportunity to local unemployed people in this area
- ✓ Starts different types of skill development programme.
- ✓ Arrangement different types of lone for business, for youth,for Unemployed and for farmers.
- ✓ Improving the means of transport and communication system.
- ✓ Organization of the agricultural market



**9. CONCLUSION**

Unemployment is very ordinary in underdeveloped regions mainly rural areas of highly populated nations like India. Here, in Mirzapur or Sooraj Saimbashi, such a small village with as little as 627 population count. Despite the fact that population is so less, employment percentage is so less that only around 40% people are employed. This is one of the biggest hurdles in economic growth of the overall nation's economy as the growth starts from the bottom. The same we've noticed in the questionnaire we've conducted. The respondents too agreed that there are a lack of opportunities being offered due to which there is less income per month and unemployment. They too believe that opportunities should increase. As per the official data collected, despite the male literacy rate being high, they are still not employed.

**ACKNOWLEDGEMENT**

The researcher would like to thank those who contributed for the completion of this research. First and foremost, I would like to thank Mrs. Pinki, Assistant professor, Rajdhani College, Delhi University for giving me this learning opportunity that helped me develop valuable life lessons of consistency, patience, and most of all, endless pursuit of knowledge.

Second, I would like to convey my deep and sincere gratitude towards Mr. Pardeep Kumar, Assistant Professor, Ram Lal Anand College, Delhi University for his insightful guidance, support, comments, suggestion and provision that helped me in completion of this study.

ssss

And I would like to express my greatest gratitude to my friend, Khushi Agrawal, Student of economics dept. Satyawati College (E), University of Delhi, New Delhi, who never took her hands off in assisting, encouraging, befriended and supported me in every step of this research writing.

Last but not the least, I would like to give my special thanks to my parents and my family as a whole for their continuous support and undertaking my research paper and continuous support in writing my paper. Finally, I would like to thank almighty for letting me out of all difficulties.

**REFERENCES**

- Unemployment definition – from International Labour Organisation website
- Types of Unemployment – from DRISTI IAS website
- Unemployment rate – from Economics survey 2022-23, Government of India
- Primary Data – By the Questionnaire and the survey
- Secondary data – By government data
- Maps – Google map
- Census – 2011
- Statistical department, Development Block, Deen Shah Gaura
- American International Journal of Research in Humanities, Arts and Social Sciences
- ISSN (Print): 2328-3734, ISSN (Online): 2328-3696, ISSN (CD-ROM): 2328-3688

Analyzed document	Position of unemployment in rural Indiaa chronological study.pdf (D171431237)
Submitted	2023-06-28 09:30:00
Submitted by	Ram Lal Anand College
Submitter email	plagcheck@rla.du.ac.in
Similarity	0%
Analysis address	plagcheck.du@analysis.arkund.com

## Sources included in the report

## Entire Document

Position of Unemployment in Rural India :A chronological study of Mirzapur uf Soorajpur,Post Kalyanpur Bainti,a gram panchayat in Raibareli (U.P) Ayush Yadav TOPIC Dept. Economics, Satyawati College(E), University of Delhi Abstract: Unemployment refers to a state or situation of people of different categories when an invidual is left without a job, want a job,have actively sought work in and are available to start work or are out of work ,have found a job and are waiting to start it It is a reflection of static development where high population growth hasn't met the national output and becomes unproductive.This issue is one of the major challenges in India ,especialy in the underdeveloped regions like backward villages and towns.This paper selected Mirzapur urf Soorajpur,a village in Raibareli district from Uttar Pradesh,which is one of the most backward villages in the state despite the presence of primary resources.The balence between education and unemployment in the study area is unequal. The balence between education and unemployment in the study is unequal(Literacy Rate:59.97%).As a result,people are engaging into poverty,drug addiction,joblesness, stress,lack of job opportunities ,and most importantly not proper usage of resources available.This paper prescribes some policies which can provide some policies to enhance some job opportunities for the youth and farmers and to decrease poverty rate in the rural area. Keywords: Unemployment, Poverty, Literacy Rate, Underdeveloped,joblesness

1./NTRODUCTION One of the biggest issue of the 21t century is UNEMPLOYMENT and significant indicator of underdevelopment. According to INTERNATIONAL LABOUR ORGANISATION (ILO), UNEMPLOYMENT refers to " those who are Currently not working but are willing and able to work for pay, currently available to work, and have actively searching for work."The economic development of a country depends on a successful society where Unemployment rate is low, Economic development of a country depends on real per capita income ,country's population size, global situation, cooperation from other countries, economic priorities adopted by country. If the output is lesser than the population sise then the situation generally overflowed over exploitation of natural resources, unproductive section of population is Unemployed, inequality and underdevelopment. Unemployment also occurs any state or country of development where technological advancement curtailed both skilled and unskilled labour forces. The Unemployment rate of India and Uttar Pradesh's are 8.2% and 8.9% ( Economic survey 2022-23, Government of India) respectively. Youth and the working people s are key of development of a country. Socio-economic development of a country stands on them.

2.LITRATURE REVIEW " Unemployment is a quite normal in rural areas of a developing nation like India. In India high population pressure creates man and not MAN. MAN iS such human resource which plays pivotal role in society and growth of economic development of a nation. Scarcity of such productive population brings in underdevelopment. Thus major thrust needs to be taken care to control the growth of population at any cost. Bottom-up approach here could gears up the situation where common man of India, living mostly in villages will take part in birth control. Secondly, irrespective of technological advancement, non qualified labourust be transformed into skilled labour force which by far could generate more income and development. Scope of employment in various sectors of economy should be maximized keeping in mind of ecological sustainability. Investment of industrial and service sectors in rural areas keeping in mind with the availability of local resources will offer more jobs to youth and optimum utilization of resources AJRHASS is a refereed, indexed, peer-reviewed, multidisciplinary and open access journal published by International Association of Scientific Innovation and Research (ASIR), USA (An Association Unifying the Sciences, Engineering, and Applied Research

" We calculate Unemployment - Unemployment rate = (Unemployed Workers/ Total labour force) x 100 Types of Unemployment in India: Disguised Unemployment: It is a phenomenon where more employed than actually needed. It is chiefly detected in the primary and the unorganised sectors of India. Seasonal Unemployment: It is an unemployment which occurs during certain seasons of the year. Agricultural labourers in India rarely have work throughout the year. Structural Unemployment: It is a category of unemployment arising from the mismatch between the jobs available in the market and the skills of the available workers in the market

Cyclical Unemployment: It is a result of the business cycle, where unemployment rises during recessions and declines with economic growth. Frictional Unemployment: The Frictional Unemployment also called as Search Unemployment, refers to the time lag between the jobs when an individual is searching for a new job or is switching between the jobs. Vulnerable Employment: This means, people working informally, without proper job contracts and thus sans any legal protection.

3. Objectives The main objective of the study are as follows - 1. Identification of causes of Unemployment in rural India. 2. Exploration of status of Unemployment in rural India. 3. Socio- Economic condition of the Unemployed section living in rural India. 4. How much government policies beneficial for people in rural India. 5. How overcome the situation of Unemployment

4. DATABASE AND METHODOLOGY " Status of Unemployment in rural area is exposed here by field study, collection of primary data definite questionnaire. Taking a village Mirzapur urf Soorajpur saimbashi , Kalyanpur bainti , Raebareli (UP) as a sample. Given below Some methods have been taken to fulfill the objectives of research paper . 1. Primary data/ Sample size - By the questionnaire and the survey random on 100 people of village (Total population-627 , sample size 100) 2. Secondary data - collected data from government agencies. 3. Sample Design- Collected data by door to door visit at Village. 4. The data were interpreted by tabulation, calculation, analysis by various types of statistical techniques and quantitative techniques.

" Selected study area is known as Mirzapur urf Soorajpur, Post Kalyanpur Bainti, a gram panchayat in Raibareli (U.P). "

According to Census 2011 data, the area of Mirzapur Urf Soorajpur Saimbasi village is 145040. Mirzapur Urf Soorajpur Saimbasi village is pinpointed in Dalmáu tehsil of Ra Bareli district in Uttar Pradesh, India. It is site 11km from 'sub-district headquarter Dalmáu (tehsildar office) and " Gram Panchayat : " Tehsil: " District: " State: " Village code : 5. STUDY AREA " Block : Kalyanpur Baiti Dalmáu Rae Bareli Uttar Pradesh 145040 Deen Shah Gaura is 627 in which 2011). Total area is 353.62 hectares (India village dictionary villageinfo.in). Total 329 are Males and 298 are female and total families are 20 (according to census 2011) 38km away from district headquarter Rae Bareli.

Uttar Pradesh ( in UP a district named RAEBARELI) Figure.1 location of Map utTAR PRADESH RAE BARELI DISTRICT UNNAO Saren ang LEGENO aey Gurbakshgan ohe T Khajurgaon LUCKNOW FATEHPUR Map source -

<http://mapofindia.com> Hichandpur Shilvgarh e Bachhrawan Oalmáu RAEBARELI Kundangan BARABANKI Maharajganj () Lachhimanpur Jagatpur alalgt Gangaganj Unchahar. ( in rbl a tahsil named Dalmau) AMETHI PRATAPGARH

3 Surajoopur Dalmau Map source - <http://mapofindia.com> Pakharau DALMAU ( in Dalmau a village named Mirzapur urf Soorajpur saimbashi) MIRJAPUR URF SOORAJPUR SAIMBASHI Mirzapur Urf Soorajpur Saim A21 Mu. Roktio Mirzapur Urf NaTat TarapuBa

6. Tendency of unemployment in a Rural India: A case study of Mirzapur urf Soorajpur Saimbashi, Dalmau, Raebareli (UP) "

Primary survey has been done on the basis of a set of questionnaire on 100 people of village Mirzapur urf Soorajpur Saimbashi. Find out the situation and conditions of Unemployment here. Primary is based on door to door survey in which randomly selected 100 people's in which 65 are males and 35 are female (figure 2). The of respondents are 1418=5, 1821=24, 21-30= 27, 30+ = 44 " (Figure 3). In which 46 are from nuclear family and 54 have joint Family (figure 4). To know the education status of our respondents in which found 188 illiterate primary 2% were metric pass and the same was in primary pass were in intermediate and respondents 1776 were graduate figure 7 " Later on, we queried the employed vs unemployed ratio which was 22:78 of our respondents were unemployed (figure 6). Since, the unemployed ratio was too high, we asked the cause of unemployment wherein economic recession percentage was 7%, illiteracy was a major cause here whose percentage was 46%, percentage of continuous depletion of forest resources as a was 13%, increase technology percentage was 16% and lack of opportunity percentage was 18%. (figure 7). " Then we asked does government provide opportunities? In which 45% agreed but 55% disagreed. (figure 8). Then, we asked income per month of each respondent where 37% had their income between 2000-5000, 30% had their income 5000-10000, 26% between 10000-15000 and only 7% had their income above 150600. (figure 9)

" After personal details, we went on querying about people's opinion based on different problems arising through unemployment. (figure 10) in which we asked about worsening effect of unemployment on socio-economic status of family where 68% (majority) people agreed upon the talk and only a few (32%) disagreed. " -in which we asked about worse affect of unemployment on family relationships and see what? Around 62% (majority) agreed upon bad effects of unemployment on relationships and only 38% disagreed. (figure 11) " -in which we queried about bad mental health due to unemployment where 60% (majority) agreed upon it's bad effects and only 40% disagreed (figure 12). " -in which we questioned about the cause of corruption, dishonesty and crime as unemployment where 64% agreed on it as a cause but only 36% resisted (figure 13). " -in which we asked of education system as a cause of unemployment where 69% of people agreed it as a reason and 31% resisted (figure 14) " Later on, we questioned to know the no. of people who wanted to work and get employed where 85% of people replied Yes! They do want to work but 15% resisted to work (figure 15) " Since, youth is the hope for our future. " We queried that do youth want to work in low wages 79% replied Yes! They agreed to work on low wages and 21% resisted. (figure 16)

40 35 3C 25 20 15 1 0 14-18 Illiterate Pomary Metric Intermediate Graduate 18-21 Age of Respondents Figure 2 18 21 22  
22 21-30 17 30+ Values 24 Figure 3 Male 65 Figure 5 Gender of respondents Education ntedmeovale clea amily BJoint Famy : 54  
Figure 4 Oint Farmity Family Type  
30 20 Figure 6 37 30 2,000-5,000 5,000-10,000 10,000-15,000 INCOME PER MONTH 26 Figure 9 5t Econom Recesso  
30 7 iteracy icseasang tectnolo Contsojes Deplition of totest resources 15.000 + LaCk Gf oportuntuy Figure 7 Cause o  
Unnytoyment Agree Hsagree BAgree o Figure 10 axi sece Malus HNO: 55 Ves Doos Goucuwt proude eNtntics? Nc Figure  
8 Figure 11  
Figure 15 Figure 13 Figure 16 Figure 14

7. Secondary Data of Village from STATSTICAL DEPARTMENT OF DEVELOPMENT BLOCK- DEEN SHAH GAURA " After circulation of a questionnaire for primary data. Now, Let's focus on certain secondary data. " According to census 2011, As per Statistical department of development block, Deen Shah gaura, The total population of this village was 627 out of which 329 were males and remaining 298 females. Among these, only 252 people are employed in which only 172 are males and 80 females. " The total literate population is just 44.66% in which those of males were 70.52% and that of females were 48.66%. There are a total of 135 families are below povert line (BPL). (Figure 17)

Male ermal Male :329 SkalAyuktien -627 figure-17 Male Jtal Ldeacy 44.66%| Female Male : 70.52 Ma 252 emale Male: 172  
8. SOMEWAYS FOR OVERCOME UNEMPLOYMENT PROBLEM IN RURAL INDIA After this investigation on the people on this rural area, we are come to conclusion with some appropriate way to reduce this problem: Vvocational Training programme in the area. Starts skills and creative coaching centers for youth peoples. V Irrigation facility increase for the farmers. VImprovement skill and training programme for labours in agriculture sector V\in this Gram Panchayat provide training to unemployment peoples that helps him to create their efficiency for jobs

Develop industry and private sector provide jobs oportunity to local unemployed people in this area V Starts different types of skill development programme. VArrangement different types of lone for business, for youth, for Unemployed and for farmers. VImproving the means of transport and communication system. Organization of the agricultural market

8. SOME WAYS FOR OVERCOME UNEMPLOYMENT PROBLEM IN RURAL INDIA After this investigation on the people on this rural area, we are come to conclusion with some appropriate way to reduce this problem: Vvocational Training programme in the area. Starts skills and creative coaching centers for youth peoples. v Irrigation facility increase for the farmers. vImprovement skill and training programme for labours in agriculture sector vIn this Gram Panchayat provide training to unemployment peoples that helps him to create their efficiency for jobs

VDevelop industry and private sector provide jobs oportunity to local unemployed people in this area v Starts different types of skill development programme. VArrangement different types of lone for business, for youth, for Unemployed and for farmers. V Improving the means of transport and communication system. vOrganization of the agricultural market 9. CONCLUSION " Unemployment is very ordinary in underdeveloped regions mainly rural areas of highly populated nations like India. Here, in mirzapur urf sooraj saimbashi, such a small village with as less as 627 population count. Despite the fact that population is so less, employment Percentage is so less that only around 40% people are employed. This is one of the biggest hurdle in economic growth of overall nation's economy as the growth starts from bottom. The same we've noticed in questionnaire we've conducted. The respondents too agreed that there are lack of opportunities being offered due to which there is less income per month and unemployment. They too believe that opportunities should increase. As per the official data collected, despite the male literacy rate being high, they are still not employed.

" Unemployment definition - from International labour organisation website 10. REFERENCES " Types of Unemployment from DRISTI IAS website " Unemployment rate -from Economics survey 2022-23 , Government of India " Primary Data By the Questionnaire and the survey " Secondary data-By government data Maps-goggle map " Census - 2011 " Statstical department, Development Block, Deen Shah Gaura " American International Journal of Research in Humanities, Arts and Social Sciences " ISSN (Print): 2328-3734, ISSN (Online): 2328-3696, ISSN (CD-ROM): 2328-3688

Hit and source - focused comparison, Side by Side

---

Submitted text	As student entered the text in the submitted document.
Matching text	As the text appears in the source.