IJCRT.ORG ISSN : 2320-2882

INTERNATIONAL JOURNAL OF CREATIVE RESEARCH THOUGHTS (IJCRT)

An International Open Access, Peer-reviewed, Refereed Journal

PRODUCT SERVICES MANAGEMENT SYSTEM

[1]Dr.A.V.Senthil Kumar, [2]Ms.E.Merlin sneha
[1]Director,MCA,M.Phil,PGDCA,Ph.D, [2]Final MCA Student
[1]PG & Research Department Of Computer Applications(MCA),
[1]Hindusthan College of Arts and Science(Autonomous), Coimbatore, India

ABSTRACT

PHP and MYSQL project on product services management system is a web based project and it has been developed in PHP and MYSQL and we can manage delivery, accounts, inventory, stocks, product services and order from this project. The main objective to develop product service management system PHP and MYSQL project is to overcome the manual errors and make a computerized system.

In the project, there are various type of modules available to manage product service, accounts, delivery. We can also generate reports for accounts, Delivery, stocks, order. Here the Delivery modules manage all the operations of delivery, Accounts module can manage accounts, Inventory module is normally developed for managing inventory, Stocks modules manages stocks operations, Product service modules has been implemented to manage product service.

Keywords: product service management system, manufacturing operations, buying and selling, product delivery, product quality

OVERVIEW OF THE PROJECT

The system is an application based Product Service Management System that enables a Manufacturing company to schedule its manufacturing operations based on the daily update of sales from its dealers. The system is modelled to be used by a Manufacturing company, whose main activity is manufacturing different products & then selling the finished goods through a network of Dealers. To start with, the Stocks of all the Products manufactured by the company and held in the company ware-house are stored in a Database. The details that are stored include the quantity of each product held with the company dealers who hold the stocks of finished products for sale.

Once the sales figures of Products sold in the past week are entered by the Dealers over the internet along with the Orders for the next delivery, the schedule for the next week's production will be drawn up. A report of the required raw materials or parts will be drawn up with the approved suppliers for each & the suppliers will be intimated about the part requirements over the internet & asked to quote their rates. The message asking for a Quotation will be sent as an e-mail message. Once the rates are quoted, the Order will be placed with the required delivery schedules.

MODULE DESCRIPTION

1. **Admin**
2. **Sales**
3. **Customer**

Admin

The administrator has the capabilities of add the new dealer, new product, new Part details, new product stocks he can also view all the details of entire organization. new product and he view all the information to the organization he add the new suppliers information who supplies the raw material to our organization.

Sales

The sales module can enter all the products information into the computer and he can send the information to the related to the person. We can see the all reports to the particular person.

Customer

The customer can view all the product details and he can give the quotation about the products. the supplier can give quotation to the admin. The admin can take the supplier who give low quotation.

SYSTEM STUDY

EXISTING SYSTEM

In the existing system all the information is placed based on paper based system. It will take more man power and it will take more time. The redundancy of data is to be maintained. So the dealer details, order details and the manager Once Dealers place the Orders, a Production Schedule Report will be generated.

PROPOSED SYSTEM

In this System all the information is to be maintained on the Mobile Application. So all the information can see very easily it can take the customer details and also the purchase details are to be maintained. It can take product details and updated into the database the customer can select the corresponding product whether the goods are to be placed on the customer side the order data is to be

removed from the order table. The staff will check all the details of the product and dealer details and also the product stock details.

SYSTEM SPECIFICATION

HARDWARE REQUIREMENTS

- PROCESSOR : Core i3
- HARD DISK : 40 GB.
- FLOPPY DRIVE: 1.44 Mb.
-

SOFTWARE REQUIREMENTS

FRONT END: PHP

BACK END: MYSQL

SYSTEM DESIGN

INPUT DESIGN

The input forms are developed in a user-friendly way so that a layman also can easily understand everything. Menus are provided to users and interactive dialogues are designed so that it prompts questions. So the forms are designed in such a way that the end-user can easily navigate through the entire system.

Input Design of the system is the very important one in the overall system. Collecting the input data for the system is an expensive one. The data entry should be done very fast and the design should be in such a way and also the input should be validated such that it is free of erroneous data.

OUTPUT DESIGN

The output design presents the manipulated data to the end user. The output design acts as medium of communication to the user by providing the desired data that may be either a stored data fetched from the database or may be manipulated result displayed to the user for confirmation before it is stored into the database.

The quality output is one, which meets the requirements of the end user and presents the information clarity. In any system results of processing are communicated to the users and to other systems through outputs. The output design deals with determining how the information is to be displayed for immediate need and also for the hard copy output. It acts as the most important and direct source information to the user. Efficient and intelligent output design improves the system's relationship and helps user in decision-making.

DATABASE DESIGN

System design is the process of planning a new system to complement or altogether replace the old system. The purpose of the design phase is to plan a solution for the problem. The phrase is the first step in moving from the problem domain to the solution domain. The design process also helps the programmer to decompose our project into various parts to complete to the work and separates the conceptual representations from the data structure

DFD

LEVEL: 0

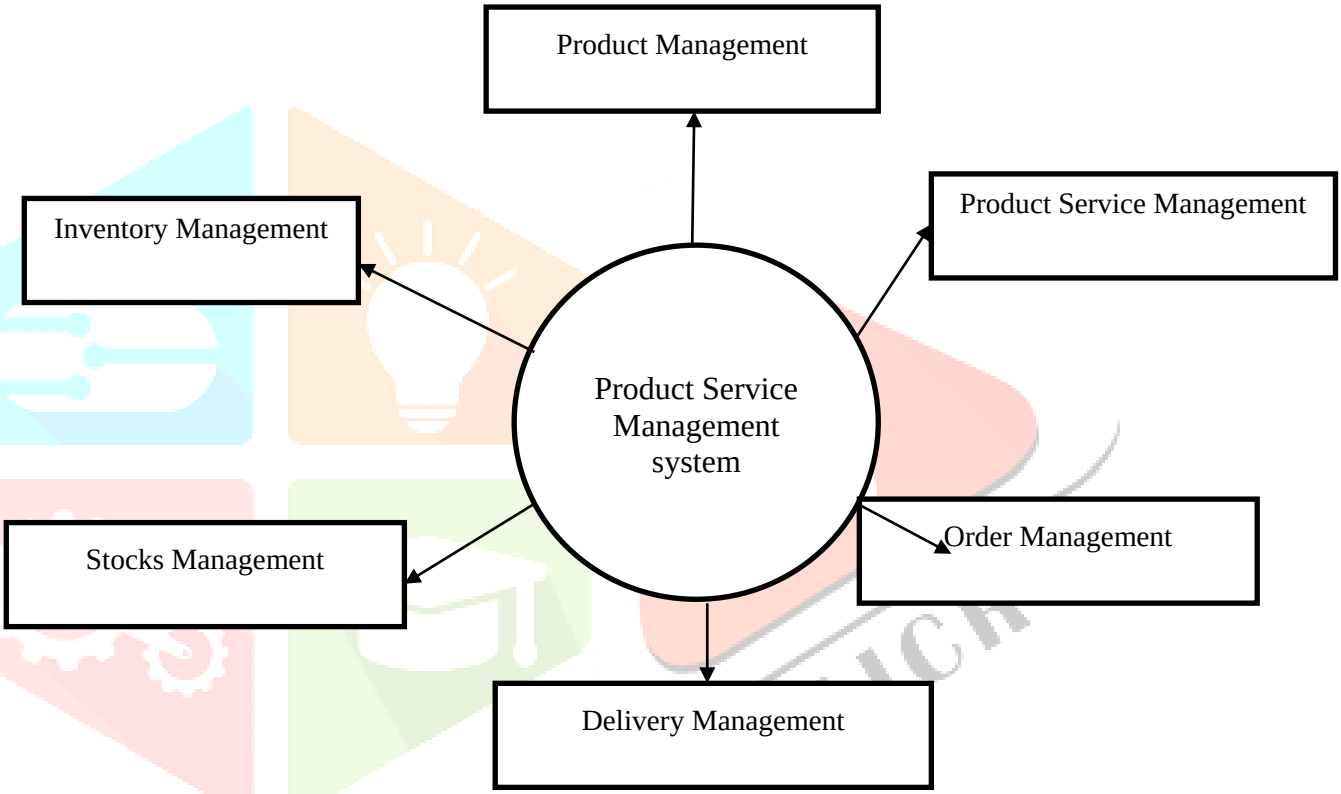

LEVEL: 1

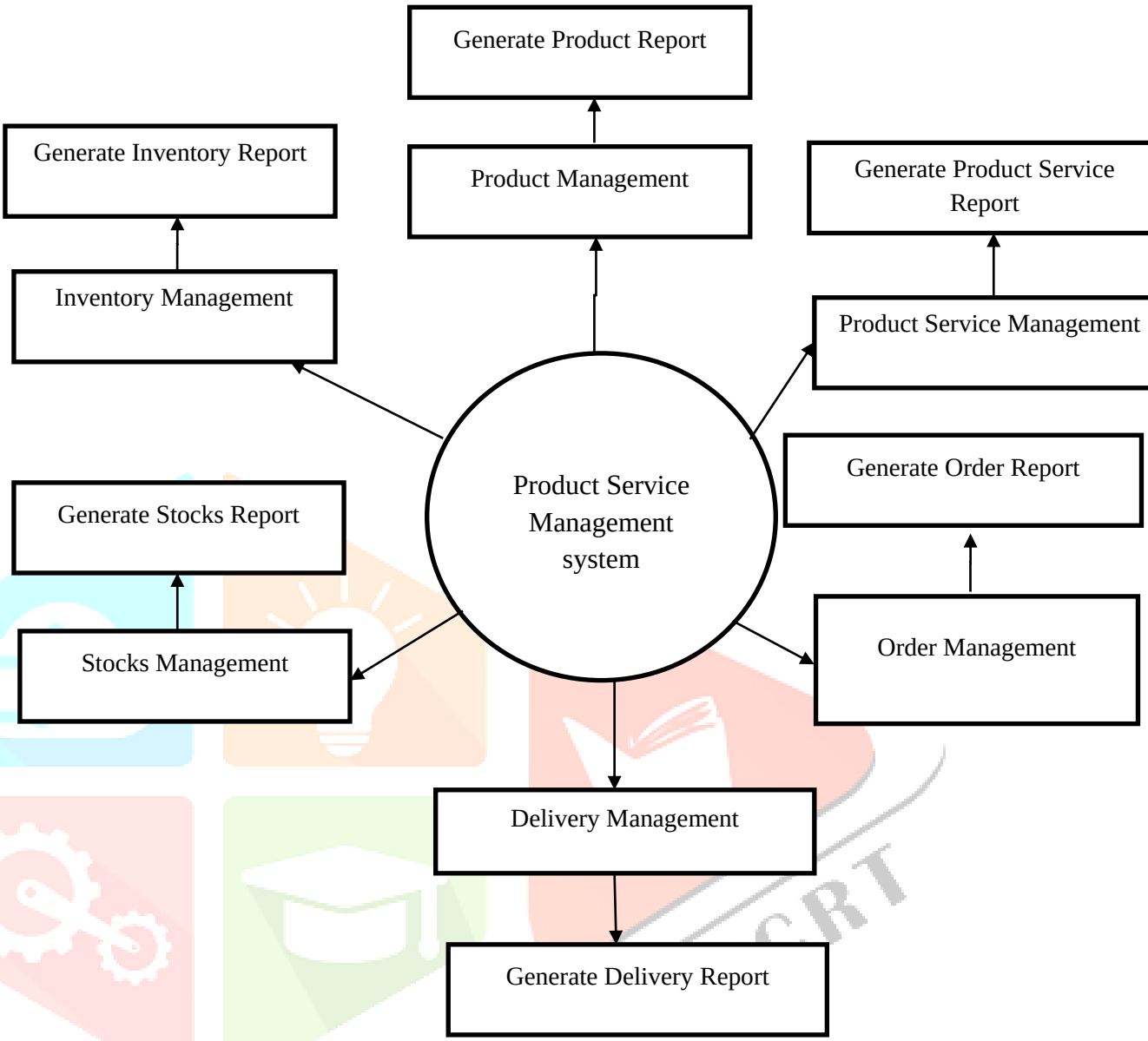
Generate Product Report
Generate Inventory Report
Product Management
Generate Product Service Report
Inventory Management
Product Service Management
Product Service Management system
Generate Order Report
Generate Stocks Report
Stocks Management
Order Management
Delivery Management
Generate Delivery Report

LEVEL: 2

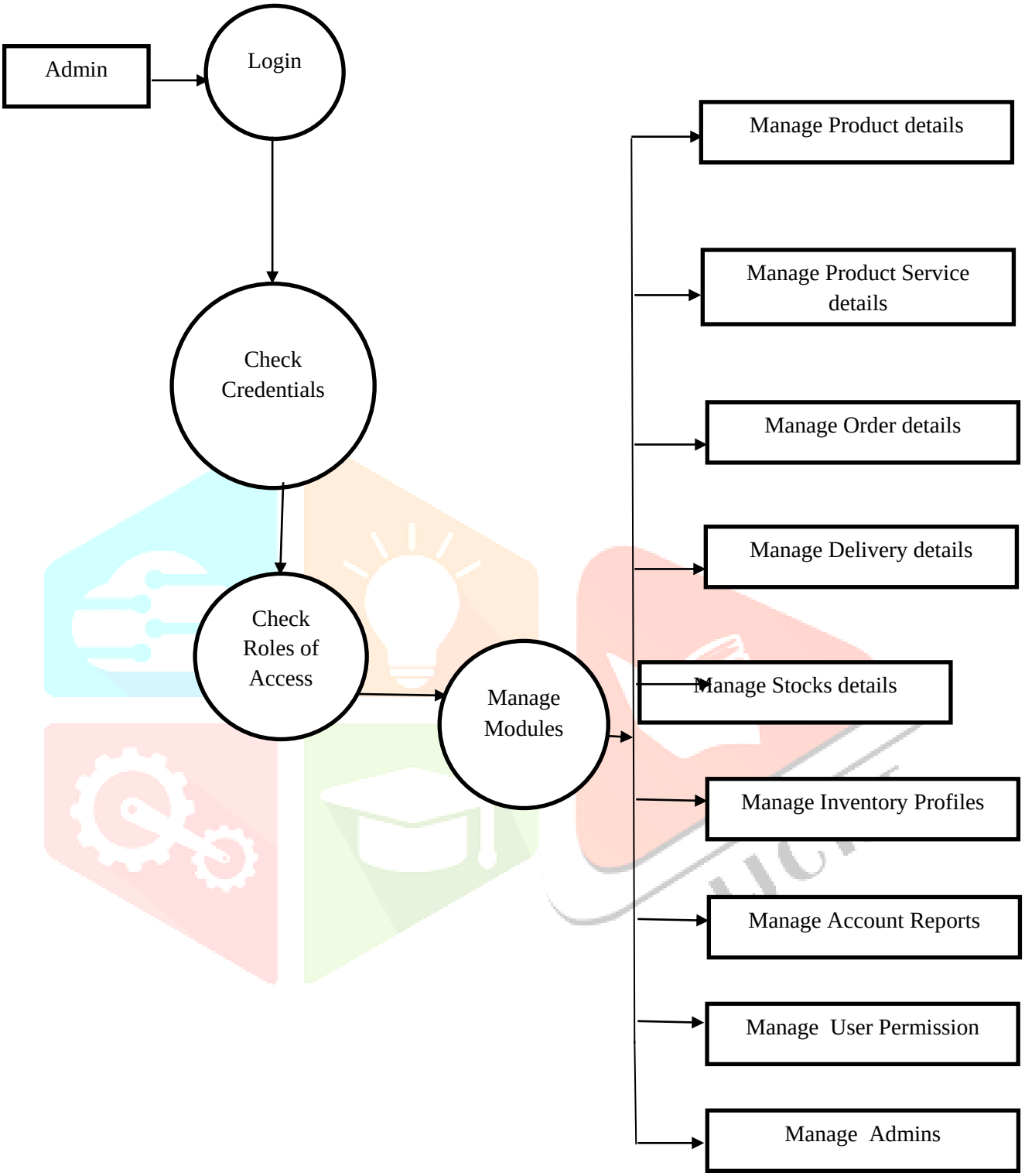
Admin
Login
Check Credentials
Check Roles of Access
Manage Modules
Manage Product details
Manage Product Service details
Manage Order details
Manage Delivery details
Manage Stocks details
Manage Inventory Profiles
Manage Account Reports
Manage User Permission
Manage Admins

SYSTEM TESTING AND IMPLEMENTATION

Testing

Testing is a series of different tests that whose primary purpose is to fully exercise the computer-based system. Although each test has a different purpose, all work should verify that all system element has been properly integrated and performed allocated function. Testing is the process of checking whether the developed system works according to the actual requirement and objectives of the system. The philosophy behind testing is to find the errors. A good test is one that has a high probability of finding an undiscovered error. A successful test is one that uncovers the undiscovered error. Test cases are devised with this purpose in mind. A test case is a set of data that the system will process as an input.

System Testing

Testing is vital role for the success of this system. System testing makes a logical assumption that if all the parts of the system are correct, the goal will be successfully achieved.

System testing is the stage of implementation that is aimed at assuring that the system works accurately and efficiently.

TEST CASE NO	TEST CASE	TEST CASE DESCRIPTION	EXPECTED RESULT	OBSERVED RESULT	RESULT PASS/FAIL
1.	Testing all the modules in the system.	It tests all the modules in the system whether it is executing in the system or not.	By testing all the modules its is accepted by the system and should execute the result.	It tests all the modules and the system accept all the modules and it produces an expected result	Pass

5.1UNIT TESTING

Unit testing is the testing of an individual unit or group of related units. The purpose of unit testing is to determine the correct working of the individual modules. It involves a precise definition of test cases, testing criteria and management of test cases.

TEST CASE	TEST CASE DESCRIPTION	EXPECTED RESULT	OBSERVED RESULT	RESULT PASS/FAIL
Enter into the application.	Check whether it enters or not.	It should enters.	It enters successfully.	Pass

5.2 INTEGRATION TESTING

Integration testing is testing in which a group of components are combined to produce output. Also the interaction between software and hardware is tested in integration testing if software and hardware components have any relation.

TEST CASE	TEST CASE DESCRIPTION	EXPECTED RESULT	OBSERVED RESULT	RESULT PASS/FAIL
Enter into a module	Check whether it works correct and generates output or not.	It should generate a correct output.	Output generated successfully.	Pass

5.3 WHITE BOX TESTING

White-box testing is a testing technique that makes into account the internal mechanism of a system. It is also called structural testing and glass box testing. This testing is used for verification.

TEST CASE	TEST CASE DESCRIPTION	EXPECTED RESULT	OBSERVED RESULT	RESULT PASS/FAIL
All modules.	Check whether all modules work properly or not.	It should works correctly.	It works correctly.	Pass

5.4 BLACK BOX TESTING

Black-box testing is a testing technique that ignores the internal mechanism of the system and focuses on the output generated against any input and execution of the system. It also called functional testing. Black-box testing is often used for validation.

TEST CASE	TEST CASE DESCRIPTION	EXPECTED RESULT	OBSERVED RESULT	RESULT PASS/FAIL
All modules execution and output.	Check whether all modules work properly and generates a correct output or not.	It should works correctly and should produce a correct output.	It works correctly and generates a correct output.	Pass

CONCLUSION

The "Product Service Management System" keeps track of the progress of storing the information and retrieval of the information very easy and recording of the reports. The information can be retrieved by any one inside the company depending on their rights. Product and Service Management system is wonderful solution which can handle all the requirements of any firm. This is aimed to handle large number of customers and providers. The detail of the services which the company has to give for their customers.

SCOPE FOR FUTURE ENHANCEMENT

- The scope of the project is the products are to be sell entire the internet. The dealer can access anywhere.
- He can access all his details and sell the products and he can submit all the his selling details to the administrator scope of the system The scope of the project is the products are to be selled entire the internet. The dealer can access anywhere. He can access all his details and sell the products and he can submit all the his selling details to the administrator.
-

BIBILOGRAPHY

1. 1.D. Maghesh kumar, M. Pavithra "Product Service Management System "
2. www.ijraset.com,IC Value: 45.98, Volume 5 IssueIV, ISSN: 2321-9653, April2017.
3.
4. 2.Prof. Aradhana D, Shiva Prasad K S, Shrivaishnavi J K,P. Sowmya, Tina Agarwal "Product Service Management System" www.ijraset.com, ISSN: 2349-3224, Volume 3 Issue 2 may2016.
5.
6. 3.Minwoo Ryu, Jaeseok Yun, Ting Miao, Il-Yeup Ahn, Sung-Chan Choi, Jaeho Kim "Design and Implementation of a Connected Product Service ManagementSystem"DOI:10.1109/ICSENS.2015.7370624 November2015.
7.
8. 4.Santosh G.Karkhile, Sudarshan G.Ghuge "A Modern Farming Techniques using Android Application" International Journal of Innovative Research in Science, Engineering and Technology (An ISO 3297: 2007 Certified Organization) Vol. 4, Issue 10

APPENDIX

ADMIN HOME PAGE

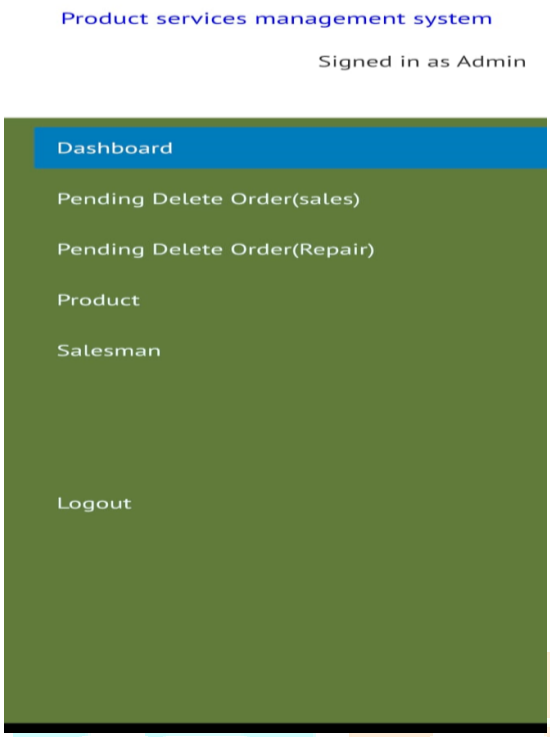

SALES HOME PAGE

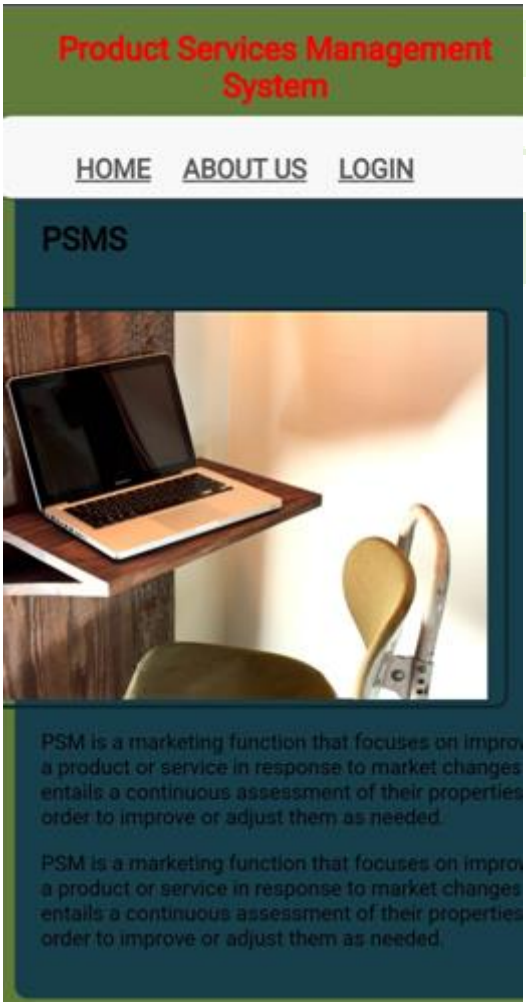

CUSTOMER HOME PAGE