

A CRITICAL REVIEW OF BASIC RESEARCH ON CHOSEN STOCKS FOR INVESTING IN MARKET

¹C.Sandeep, ²B.Srinvas, ³P.Krishna, ⁴T Sowmya

^{1,2,3}Assistant Professor, ⁴UG Student, ^{1,2,3,4}Department of Business Administration, Visvesvaraya College of Engineering & Technology, Hyderabad, India.

Abstract

When making an investment, intrinsic or fundamental value is crucial. The intrinsic value of a stock refers to its natural worth rather than its market value. By using fundamental analysis, we can determine the stock's intrinsic value, which improves investors' comprehension of various stocks. The stock's true worth may be determined through fundamental research and this value—also known as its fundamental value or intrinsic value is crucial for investors to consider when choosing which stocks to buy. Discounting is another component of fundamental analysis of stocks, where future projects are adjusted for the time value of money to determine their true value of the stock. While investing in different stocks clear analysis is a need, without clear and rational analysis decision making will become very complex, to make it easier and accurate fundamental analysis can be used.

Keywords: intrinsic value, investment, stock exchange, rational analysis

INTRODUCTION

Due to the financial commitment and the anticipated return, investing is a significant choice for a business. An investment should provide a good return and meet the investor's expectations. Depending on the investing strategy being used by the investor, the stock may or may not satisfy expectations. Before making an investment choice, it is necessary to assess a number of companies. This laborious procedure calls for a great deal of experience and tried-and-true standards, and if this tried-and-true method is not used correctly, it may mislead the investor into buying underperforming stock. When applied properly, fundamental analysis reveals a stock's genuine worth, which is its intrinsic value to support the investment decision of the investor rationally. Stocks are very complex to understand and they are highly fluctuating depending on the market, to analyze them and compare them to come to decision for investment is challenging and needs a lot of expertise.

Fundamental analysis is the cornerstone of investing. In fact, some would say that you aren't really investing if you aren't performing fundamental analysis. Because the subject is so broad, however, it's tough to know where to start. There are an endless number of investment strategies that are very different from each other, yet almost all use the fundamentals. The biggest part of fundamental analysis involves delving into the financial statements. Also known as quantitative analysis, this involves looking at revenue, expenses, assets, liabilities and all the other financial aspects of a company. Fundamental analysts look at this information to gain insight on a company's future performance. A good part of this tutorial will be spent learning about the balance sheet, income statement, cash flow statement and how they all fit together.

IMPLEMENTATION

1. To know how fundamental analysis tools are used to predict the future behavior of the stocks
2. To analyze the performance of selected stocks.
3. To determine economic value added and market value added.
4. To offer suggestions based on the analysis of the study.

The study is totally dependent on the data collected from the secondary sources. The study is totally dependent on the accuracy of the data collected from the secondary sources, the study will give the investors in detail analysis of the stock.

COREPURPOSEANDVALUES



SAMPLESIZE

BANKINGSECTOR

ITSECTOR

FMCGSECTOR

CANARA

INFOSYS

ITC

HDFC

WIPRO

DABURINDIALIMITED

AXIS

ORACLE

HUL

SBI

MPHASIS

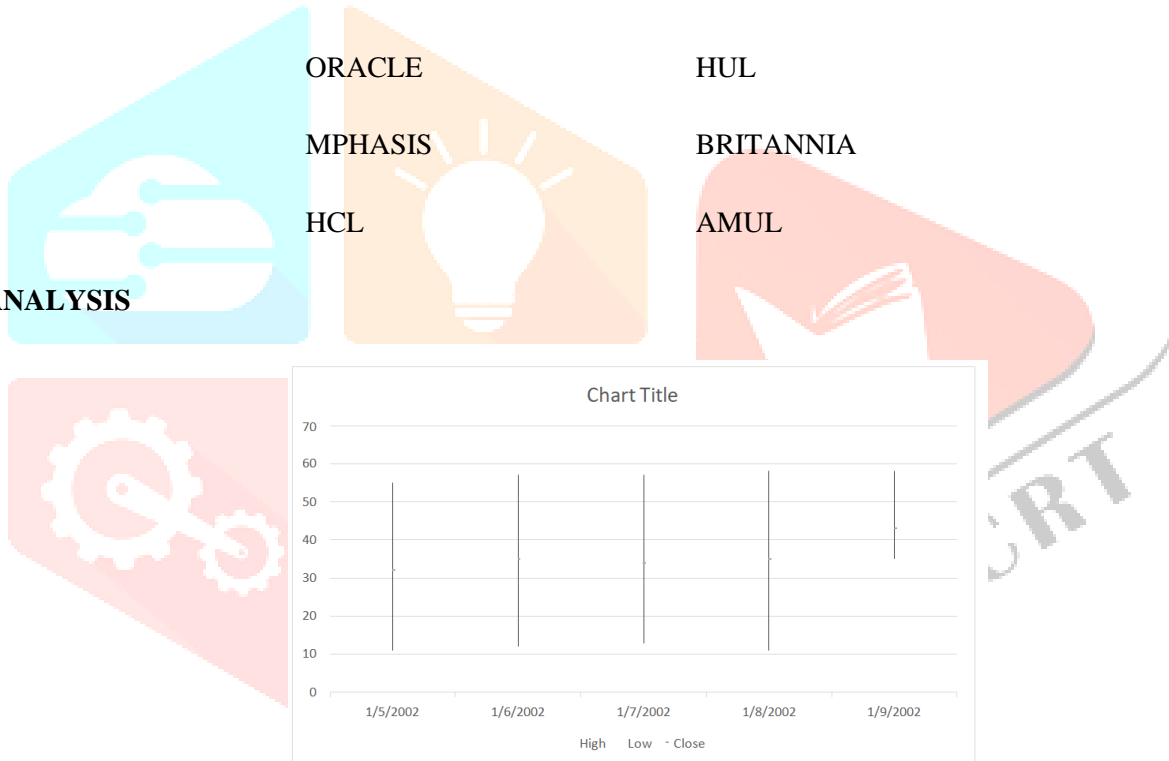
BRITANNIA

ICICI

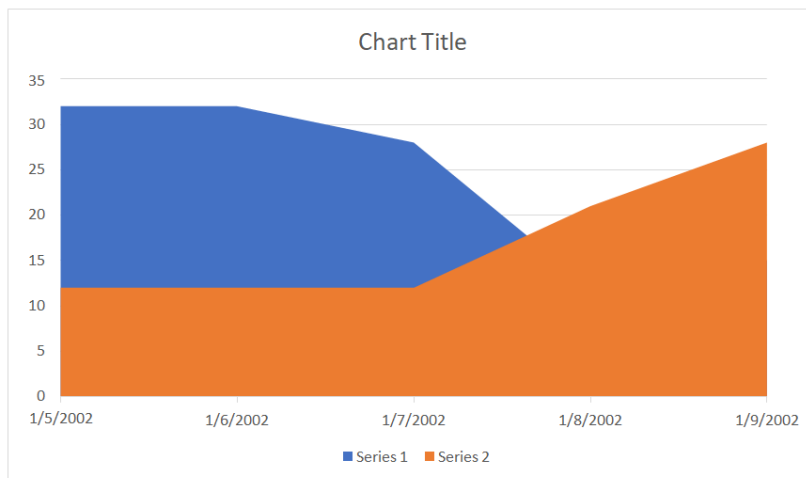
HCL

AMUL

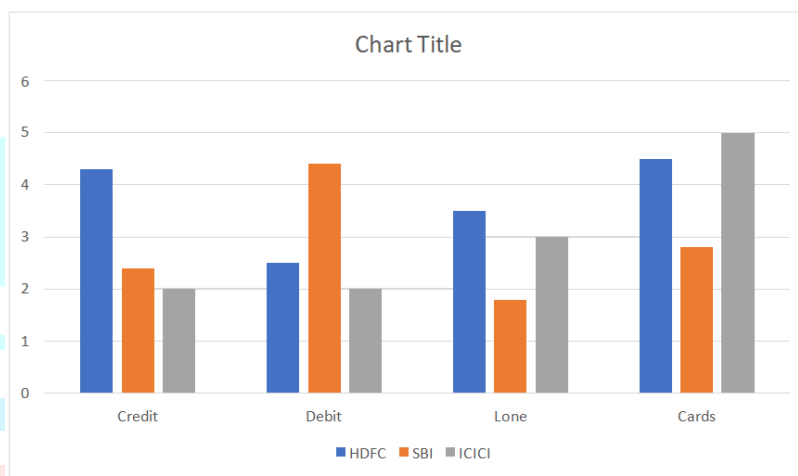
DATAANALYSIS



Range of Banking performances



Areas



CONCLUSIONS

According to fundamental analysis, no investment choice should be made without first digesting and scrutinizing all pertinent data. Its power comes from the fact that genuine information is studied rather than conjecture or assumption. However, despite the fact that basic analysis focuses on observable facts, it does not typically discount the reality that people do not always behave logically. There are instances when market prices diverge from fundamentals. Insider trading, speculation, rumors, and a variety of other variables can cause prices to rise or decrease. According to the study above, our economy is recovering from the recession, making it a wonderful moment for investors. and according to the industry analysis investor can invest in the banks but he/she should be careful for the investment All the findings during this project tell us that TCS is would be a good investment and an investor should certainly have it in the portfolio of investment.

References

1. J Hema and V Ariram, "Fundamental Analysis with special reference to pharmaceutical companies listed in NSE", International journal of management, 7(2), 2016 pp 123-133.
2. Tiwari Prakash and Verma Hemraj, "A Fundamental analysis of public sector banks in India", Indian journal of finance, Vol 3, Issue 11, November 2009.
3. Kulkarni Sugandharaj, "A study on fundamental analysis of ONGC", International journal of multidisciplinary research, Vol1, Issue 8, Dec 2011 pp 383-392.
4. C K Venkatesh and Tyagi Madhu, "Fundamental analysis as a method of share valuation in comparison with technical analysis", Bangladesh research publications journal, Vol 5, Issue 3, May- June 2011 pp 167-174.
5. Wafi S Ahmed Hassan Hassan Mabrouk Adel, "Fundamental analysis models in financial markets- Review study", Procedia economic and finance 30, 2015 pp 939-947.